



2023/24 – 2026/27
DELIVERY PROGRAM
2023/24
OPERATIONAL PLAN

BLAYNEY SHIRE COUNCIL REPORT TO THE COMMUNITY



Acknowledgement

Here in Blayney Shire, we gather on Wiradjuri country on which members and elders of the local indigenous community and their forebearers have been custodians for many centuries and on which aboriginal people have performed age old ceremonies of celebration, initiation and renewal, we acknowledge their living culture and their unique role in the region.



Published by Blayney Shire Council

2023/24-2026/27 Delivery Program and 2023/24 Operational Plan

Adopted 27 June 2023

For more information: 91 Adelaide St
PO Box 62
BLAYNEY NSW 2799
Phone 02 6368 2104

<https://www.blayney.nsw.gov.au>


Blayney Shire Council©. You may copy, distribute and otherwise freely deal with this publication for any purpose, provided that you attribute Blayney Shire Council as the owner.

Disclaimer: The information contained in this publication is based on knowledge and understanding at the time of writing. However, because of advances in knowledge, users are reminded of the need to ensure that information upon which they rely is up to date and to check currency of the information with the appropriate officer of Blayney Shire Council or the user's independent adviser.


Table of Contents

Our Elected Members	4
Overview of Blayney Shire	5
Council’s Guiding Principles	6
Organisational Structure	7
How Council Works	8
Financial Sustainability Update.....	8
Executive Services.....	10
Human Resources.....	10
Risk.....	10
Administration & Customer Service.....	11
Finance.....	11
Information Technology.....	11
Village Enhancement Program.....	11
Tourism.....	12
Blayney Shire Visitor Information Centre.....	12
Blayney Shire Community Centre.....	13
Blayney OOSH Services.....	13
Blayney Library.....	14
Youth Development.....	14
CentrePoint Sport & Leisure Centre.....	15
Sports and Oval Facilities.....	16
Parks and Open Spaces.....	19
Town or Village and Service Regime.....	20
Roads.....	21
Street Lighting.....	24
Footpaths.....	24
Asset Management.....	24
Sewerage Services.....	25
Blayney Waste Facility.....	25
Animal Control.....	26
Town Planning.....	26
Cemeteries.....	27
Health & Food Control.....	27
Priority Weeds.....	27
Contributions to Emergency Services.....	27
Community Financial Assistance Program – S.356 Donations.....	28
FRAMEWORK	
Community Strategic Plan (CSP)	32
Our Vision.....	33
Our Values.....	33
BLAYNEY SHIRE COUNCIL	
Future Directions	34
Introduction –	
What is the Delivery Program?.....	35
Introduction –	
What is the Operational Plan?.....	35
FUTURE DIRECTION 1	
Maintain and Improve Public Infrastructure and Services	36
FUTURE DIRECTION 2	
Build the Capacity and Capability of Local Governance and Finance	38
FUTURE DIRECTION 3	
Promote Blayney Shire to grow the Local and Visitor Economy	40
FUTURE DIRECTION 4	
Enhance facilities and networks that support Community, Sport, Heritage and Culture	42
FUTURE DIRECTION 5	
Protect Our Natural Environment	44
Resourcing Strategy	46
Revenue Policy	46
Snapshot of Financials	47
Income Statement – 4 Years.....	49
Capital Expenditure Program – 4 Years.....	56
How Council Raises its Revenue from Ratepayers	64
Rates and Annual Charges.....	66
Proposed Borrowings.....	71
Pricing Policy.....	71
APPENDIX	
2023/24 Schedule of Fees and Charges	73


Our Elected Members




Cr Scott Ferguson
Mayor




Cr David Somerville
Deputy Mayor




Cr Allan Ewin




Cr Craig Gosewisch



Cr John Newstead



Cr Michelle Pryse Jones



Cr Bruce Reynolds

Blayney Shire Council consists of seven Councillors who equally represent the entire Local Government Area. The Mayor and Deputy Mayor are nominated and elected by their fellow Councillors.

Local Government elections were held on Saturday 4 December 2021. It is compulsory for all residents within the Council area to vote if their names appear on the electoral roll.

Non-resident property owners may vote if they make application for their names to be included on a non-residential roll.

Councillors are always happy to hear from members of the community about issues of interest and concern.



Overview of Blayney Shire

Blayney Shire Council encompasses the townships of Blayney, Carcoar (the third oldest inland settlement in New South Wales), the national trust designated village of Millthorpe and the smaller villages and localities of Lyndhurst, Mandurama, Garland, Kings Plains, Burnt Yards, Browns Creek, Caloola, Forest Reefs, Shaw, Gallymont, Errowanbang, Hobbys Yards, Moorilda, Panuara, Tallwood, Barry, Neville and Newbridge.

The main town in the Shire is Blayney, situated some 37km west of Bathurst, around 34.1km south of Orange and approximately a 3-hour drive to the outer suburbs of Sydney.

The Shire of Blayney encompasses approximately 1,524.7 square kilometres of well-watered, gently undulating to hilly country on the Central Tablelands.

Much of the land is elevated, at over 900 metres above sea level, with the climate being partially suitable for cool climate crops and trees.

Blayney Shire is predominately rural in nature, fostering primary industries such as forestry, dairying, beef, lamb, wool, viticulture, orchards, potatoes, canola and other grains. Mining is also a key industry and the area is also home to other industrial activities such as manufacturing, transportation and food processing.

The resident population of the Blayney LGA is 7,497 (census 2021).

Total Economic Output for the Blayney LGA is estimated at \$2.06B and it supports 3,133 jobs.

Council's Guiding Principles

The Local Government Act requires Council to carry out its functions in a way to support local communities to be strong, healthy and prosperous.

The following general principles apply to the core functions of Council to:

- ▶ Provide strong effective representation, leadership, planning and decision-making.
- ▶ Carry out functions that provide the best possible value for residents and ratepayers.
- ▶ Plan strategically, using the Integrated Planning and Reporting (IP&R) framework, for the provision of effective and efficient services and regulation to meet the diverse needs of the local community.
- ▶ Apply the IP&R framework in carrying out functions to achieve desired outcomes and continuous improvements.
- ▶ Work co-operatively with other councils and the State government to achieve desired outcomes for the local community.
- ▶ Manage lands and other assets so that current and future local community needs can be met in an affordable way.
- ▶ Work with others to secure appropriate services for local community needs.
- ▶ Act fairly, ethically and without bias in the interests of the local community.
- ▶ Be responsible employers and provide a consultative and supportive working environment for staff.

The following principles apply to decision-making by Council to:

- ▶ Recognise diverse local community needs and interests.
- ▶ Consider social justice principles.
- ▶ Consider the long term and cumulative effects of actions on future generations.
- ▶ Consider the principles of ecologically sustainable development.
- ▶ Be transparent and decision-makers will be accountable for decisions.
- ▶ Promote community participation by actively engaging with the local community.

The following principles of sound financial management apply to Council:

- ▶ Spend in a responsible and sustainable manner, aligning general revenue and expenses.
- ▶ Invest in responsible and sustainable infrastructure for the benefit of the local community.
- ▶ Have effective financial and asset management, including sound policies and processes for the following:
 - performance management and reporting,
 - asset maintenance and enhancement,
 - funding decisions,
 - risk management practices.
- ▶ Have regard to achieving intergenerational equity, including ensuring policy decisions are made after considering their financial effects on future generations and that the current generation funds the cost of its services.

Organisational Structure



Blayney Shire Council

General Manager

- ▶ Executive Services
- ▶ Councillors
- ▶ Human Resources
- ▶ Risk/WHS
- ▶ Project Management
- ▶ Community and Economic Development
- ▶ Civic Functions/Council Events
- ▶ Australia Day
- ▶ Town and Villages Meetings
- ▶ Tourism
- ▶ Media/PR and Communications



Director Corporate Services

- ▶ Governance
- ▶ Customer Services
- ▶ Financial Services
- ▶ Records Management
- ▶ Information Technology
- ▶ Children's/Family Services
- ▶ Aged and Disability Services
- ▶ Community Centre
- ▶ Cultural Services



Director Infrastructure Services

- ▶ Roads and Bridges
- ▶ Footpaths
- ▶ Asset Management
- ▶ Sporting Grounds
- ▶ Parks and Gardens
- ▶ Wastewater
- ▶ Public Conveniences
- ▶ Street Cleaning
- ▶ Stormwater Drainage
- ▶ Fleet and Plant
- ▶ Emergency Services
- ▶ Quarries and Pits
- ▶ Private Works
- ▶ Building Maintenance
- ▶ Stores
- ▶ Works Depot



Director Planning and Environmental Services

- ▶ Town Planning
- ▶ Building Control
- ▶ Environmental Health
- ▶ Waste Management
- ▶ Animal Control
- ▶ Public Cemeteries
- ▶ CentrePoint Sport and Leisure Centre
- ▶ Fire Protection
- ▶ Environmental Sustainability Education

How Council Works

The powers of Council are derived from the Local Government Act 1993 and other legislation enacted by the Parliament of NSW. The Local Government Act and its Regulations serve as an administrative and structural blueprint for all New South Wales Councils.

Local government elections were held in December 2021, electing seven Councillors to Blayney Shire Council. These elected representatives meet regularly at formal Council meetings to make decisions on policies and other important issues. Council employees implement these decisions. There are also a number of committees that comprise of Councillors and Council employees. These committees also meet regularly and make recommendations to Council.

It is the responsibility of Councillors to make decisions on all areas of policy and budget priorities, including the level and extent of works and services to be provided throughout the year. These decisions are adopted through a majority voting system, with each Councillor having one vote.

The General Manager is the chief administrative officer and is appointed by Council. The responsibilities of this position include the overall administration of the Council organisation and employee matters, management of the Council's financial affairs, the implementation of policies and advising Council on all aspects of local government.

Council's main sources of revenue are rates, government grants, investments, fees and other charges. This income is used to provide a range of services.

Meetings Open to the Public

Monthly Council Meetings are held on the third Tuesday of each month at 6.00pm.

Members of the public are welcome and encouraged to attend regular Council meetings (or can view each meeting online via a livestream).

The Chairperson of the Council meetings is the Mayor, or Deputy Mayor if the Mayor is absent. The General Manager and Executive Team attend these meetings and, if needed, provide additional information on matters being considered.

Public Forums

Public forums provide an ideal opportunity for our community to raise issues with Councillors during a Council meeting regarding a specific item on the agenda.

Each speaker has five minutes to address Council.

Each year, the Delivery Program will be reviewed as part of the development of the Operational Plan and these are publicly exhibited seeking feedback and input from the community. Council welcomes feedback on the Delivery Program and Operational Plan, and the services it provides.

All community members are invited and encouraged to express their views, either in writing or by talking to Councillors or Council staff.

Financial Sustainability Update

Over the last few years Council has experienced costs increasing faster than revenue growth, Council has recently completed a financial sustainability review to identify opportunities to address this issue. We are now in the process of implementing the recommendations of this review, but the revenue increases and cost savings identified in the review are not likely to fully address the growing deficits in the long-term financial plan.

Council now faces the challenge of determining whether to review and reduce service levels so that it can meet the key performance indicator benchmarks prescribed by the Office of Local Government or seek an increase in funding, including by way of a Special Variation.

Unfortunately, it is not possible for Council to 'do nothing' at this juncture and a range of difficult decisions are needed to address the poor financial outlook for Council's General Fund. This is critically important because the General Fund contains provision for all Council services apart from sewerage and the funding available supports the maintenance of critical assets such as roads, bridges, pathways, kerbs, stormwater drains and public buildings.

To ensure its ongoing financial sustainability, Council must consider other options for increased revenue to cover growing costs, including a special rate variation. Council will review its options and is committed to consulting the community of Blayney Shire on these in late 2023, before any final decision is made.

With the adoption of the 2023/24 - 2026/27 Delivery Program and 2023/24 Operational Plan in June 2023 Council resolved to engage a specialist local government finance consultant to review and prepare all necessary documentation required for the potential Special Variation application.

It was further resolved that progression of the Special Variation application will be subject to further Council approval and a future community engagement process as per the requirements of the Office of Local Government and the Independent Pricing and Regulatory Tribunal (IPART) with a view to making application for the 2024/25 financial year.

Work has been done, including engagement of a local government consultant (Morrison Low), to review Council operations including independent assessment of its Asset Management Plans, review of sustainability improvements, and updates to its Long Term Financial Plan to build Council to a position of long term financial sustainability.

Council is now in a position to undertake community engagement with the Blayney Shire community on a special variation to rate income by approximately 33%. Following consultation, Council will resolve whether to make application to IPART for a Special Variation.

Rationale

Financial sustainability for local government is critical because they are responsible for directly providing the community with a wide range of public services, community infrastructure and facilities.

This requires Council to hold and maintain a significant base of infrastructure assets. This necessitates not only substantial initial investments but also continued expenditure to maintain and renew assets over the course of their useful lives.

There are many definitions of financial sustainability. NSW Treasury Corporation defines financial sustainability as:

A local government will be financially sustainable over the long term when it is able to generate sufficient funds to provide the levels of service and infrastructure agreed with its community.

Council has recognised that financial sustainability requires the following to comply with Chapter 3 of the Local Government Act 1993:

- Council must achieve a fully funded operating position;*
- Council must maintain sufficient cash reserves;*
- Council must have an appropriately funded capital works program;*
- Council must maintain its asset base;*
- Expenditure on assets should be driven by Asset Management Plans.*

Council has recognised that it faces significant financial sustainability challenges in the General Fund. These challenges focus on the shortfall of funding available for the capital program to fully address asset renewal funding requirements and a shortfall of funding to maintain operational services.

To address these challenges Council intends to apply for a Special Rate Variation and will use the additional rate revenue to:

- bridge the infrastructure renewal funding gap*
- invest additional funds in operational service delivery*

Should Council resolve to proceed with the Special Variation to rate income, it will change the Council's Long Term Financial Plan. Further details, including draft financial scenarios in the Long Term Financial Plan, will be made available on the Council website on its SRV webpage using the following link:

www.blayney.nsw.gov.au/srv or the below QR code.



Operational Budget Summary

The 2023/24 budget has taken the following areas into account:

- ▶ The current financial outlook;
- ▶ The activities contained in the Delivery Program 2022-2026, which provides for the community aspirations for future growth of the Blayney Shire;
- ▶ Asset renewal funding requirements identified in the Ten Year Capital Works program.

Further detail on the above areas is contained in the Revenue Policy section within this document and Council's Resourcing Strategy, which includes the Long-Term Financial Plan. The 2023/24 budget includes a consolidated operating deficit of almost \$1 million with the following fund results:

Fund	Surplus / (Deficit) ('000)
General Fund	(\$1,270)
Sewer Fund	\$194
TOTAL	(\$1,076)

Capital Budget Summary

Council is committed to investing in infrastructure that supports the needs of the community, both now and in the future, and drives further investment and population growth across our region. However, this commitment is balanced against the need to ensure that existing assets are maintained and that, as far as possible, asset renewal outcomes are optimised through the budget process.

The 2023/24 Capital Budget includes approximately \$8.68 million worth of infrastructure projects including scheduled and ongoing asset renewal investment.

Many projects are partially funded through State and Commonwealth funding grants, allowing Council to undertake major projects that will protect and grow our region. These projects are governed by the terms of the grant including completion dates and have had to be prioritised for this reason.

Council's Capital Expenditure Program within the Revenue Policy Section of this document identifies projects proposed with project funding disclosed under the heading 'Source'. A summary of the Capital Budget by fund is shown below:

Fund	2023/24 Budget ('000)
General Fund	\$10,718
Sewer Fund	\$784
TOTAL	\$11,502

Executive Services

The General Manager's office is responsible for all aspects in relation to the management and leadership of the organisation. The General Manager must efficiently and effectively manage the organisation and without undue delay implement the decisions of the Council.

In particular, the General Manager is responsible for ensuring that Council meets all legislated compliance and reporting requirements including the IP&R framework.

Executive Services supports the elected body of Councillors who represent the diverse interests of the town, villages, rural and business communities of the Shire. Budgets are allocated to ensure Councillors are able to undertake their civic duties effectively.

The Blayney Shire Community Strategic Plan and Resourcing Strategy are undertaken as part of the Integrated Planning and Reporting framework.

Human Resources

Council's Human Resources (HR) division coordinates and administers all aspects of the Council's human resources including:

- ▶ Human Resource Strategy
- ▶ Workforce Planning
- ▶ Recruitment
- ▶ Employee Training and Development
- ▶ Performance Management
- ▶ Compliance with statutory requirements
- ▶ Leadership Development
- ▶ Equality & Diversity Management
- ▶ Work-Life Balance
- ▶ Industrial and Employee Relations
- ▶ Workers Compensation & Injury Management
- ▶ Work, Health & Safety & Welfare
- ▶ Employee Assistance Program

HR is an internal service provider with a strong focus on ensuring that Council has the people and performance capabilities necessary to fulfil its corporate objectives.

HR aims to provide quality and timely information and support services in all aspects of Council's HR function.

Council's annual training budget is developed by HR, in consultation with relevant departmental Directors and Managers to ensure that Councillors and staff are suitably trained and skilled to proactively deliver the full range of services that Council provides to its community and other stakeholders.

A key document that is prepared by HR is the Workforce Management Plan, which forms part of the Resourcing Strategy.

Risk

The WHS & Risk Coordinator facilitates the development, review and implementation of Council's Risk Management Strategy and processes. This includes leading and encouraging a culture of risk awareness across all aspects of Council's operations. A part of Council's Risk Management is the development, implementation and review of Work Health and Safety (WHS) programs, policies and procedures to ensure continuous improvement and compliance with WHS Legislation.

Council is a member of Statewide Mutual and participates in their risk management program. Council participates in statewides improvement program which enables Council to implement Risk Management initiatives to reduce Council's exposure to risk.

The StateCover WHS financial incentive is provided to Council to fund improvements in WHS performance particularly in areas identified by the StateCover Self-Audits and reviews. Council receives a participation incentive bonus and rebates based on claims experience.

Incentive bonus improvement rebates for this forecast period will be subject to the current economic conditions and Council satisfying any performance criteria required to be met. Rebates received are for the provisions of improvements within Council on Risk and WHS matters.

Administration & Customer Service

Council's Administration and Customer Services team is responsible for the provision of support to departmental staff within Council. It is also responsible for ensuring that the organisation meets statutory reporting requirements and the delivery of efficient and effective customer services to both Council and the community.

These services include the provision of:

- ▶ First point of contact customer enquiry services including prompt and accurate cashier services encompassing receipt of payments for rates, debtors, development applications, certificates and miscellaneous payments;
- ▶ Secretarial support, incorporating compilation of meeting agendas, minute taking, preparation of correspondence and draft reports;
- ▶ Document control and record keeping including scanning, registration and allocation of all correspondence to responsible staff; and
- ▶ Access to Council information services.

Finance

Council's Finance team is responsible for the management of all financial aspects of Council's business. This includes daily functions such as accounts payable, accounts receivable, rating, payroll, general ledger administration, cash management, investment management, and tax compliance (GST and FBT). In addition, there are a number of major projects undertaken including the preparation of Council's Budget, Long Term Financial Plan, Financial Statements, Quarterly Budget Review Statements and other Integrated Planning and Reporting Framework requirements.

Finance is a support function for the Council team and is essential in ensuring that the provision of services by Council is cost effective, efficient, and financially sustainable in the long term. Finance is also responsible for aspects of financial governance and is the principal contact for both internal and external audit.

Information Technology

Council's Information Technology (IT) team provides a professional service that supports the needs of staff and Councillors to deliver the IT Strategic Plan and functions within the allocated budget.

This includes cyber security, telephone, software licensing, hardware, mobile devices, internet services and infrastructure renewal. Third party IT consultants are engaged to deliver various projects including infrastructure upgrades, external websites, telephone and GIS services.

Village Enhancement Program

The Village Enhancement Program budget is allocated to local community infrastructure improvement and renewal projects throughout the Shire. Council works with the Village Committees, Progress Associations and Hall Committees to determine those projects funded and for completion, in consultation with the respective Town/Village Community Plans.

The completion of individual Town and Village Community Plans, enables each Town and Village to determine a project list of community, tourism, heritage, cultural, public infrastructure, economic growth and environmental based projects.

Through the program Council currently supports both Blayney Town Association and Millthorpe Village Committee for the reimbursement of Association incorporation expenses, Public Liability Insurance and administration costs.

Tourism

Council reviewed and adopted the Orange Region Destination Management Plan which aims to promote Blayney Shire as part of the Orange Region to grow the local and visitor economy.

Council funds a Manager Tourism and Communications who coordinates activities across Blayney Shire and develops proactive strategies to build the visitor economy in the region. The role has the responsibility of working with local residents, businesses, tourism operators, volunteers, Council committees and community groups to develop a program of activities to promote the region, increase visitation and drive economic growth. Taking a leadership role and sharing expertise, building relationships and capacity of local business and operators to further develop the area.

Our goal is to support an overall Destination NSW objective to increase the number of visitors and extend the length of visitor nights in the local area, region and in NSW. Council plays an active role in driving visitor numbers through a multi-level collaborative strategy with key stakeholders. These stakeholders include local volunteers, individual tourism operators, community and village progress groups, Orange 360, Central NSW Tourism, Destination Network Central West, Destination NSW and tourism industry associations.

Ongoing tourism promotions and marketing includes social media (Facebook and Instagram), Australian Tourism Data Warehouse listings, e-newsletters, media relations, advertising, marketing material such as posters, flyers, brochures, tourism videos, maps, banners, tourism billboards, community notice boards, tourism infrastructure including village beautification, TASAC and navigational signage, promotions, events and workshops.

Regional partnerships and membership opportunities help to broaden promotional reach to drive the visitor economy and achieves economies of scale. Connections to industry groups, neighbouring Councils, Government Agencies, Central West Business HQ, Arts OutWest and the Regional Tourism Network Destination Country and Outback NSW.

Council is a member of regional tourism groups including Central NSW Tourism which covers 10 Local Government Areas across the Central West.

Blayney Shire Council is committed for 4 years from 2020 to contribute to the destination marketing organisation for the region. Orange360 is a partnership with Blayney, Orange and Cabonne Councils with the primary Key Performance Indicator to drive the value of our visitor economy by increasing visitor numbers and the level of activity they enjoy during their stay.

Council also supports the Blayney Shire with community development activities, event management, financial assistance and promotions of key civic events.

Blayney Shire Council has a Tourism Development Fund which provides support to both not-for-profit entities and local businesses to host events, produce marketing projects and create tourist attractions aimed to promote and grow the visitor economy in the Blayney Shire.

Blayney Shire Visitor Information Centre

Blayney Shire Council works with a team of volunteers from the Blayney Arts & Crafts Council to oversee and manage community and visitor information services at 'The Cottage' at 97 Adelaide Street, Blayney.

Council supports volunteers with training, marketing material, information sheets, flyers, souvenirs, insurance costs and general support to help promote Blayney and its historic villages. Council supports the volunteer activities of the Information Centre (VIC) and maintains the building and grounds at The Cottage.

The Blayney Shire Visitor Information Centre is also leased, in part, to a local commercial café operation.

Blayney Shire Community Centre

The Community Centre is a multipurpose, fully accessible function centre used for a variety of events including weddings, balls, school and sporting events, meetings, conferences, training and exhibitions. The facility can accommodate a range of different events up to 400 people. Facilities include a commercial kitchen, bar facilities, toilet amenities, stage and dance floor, audio/visual and Grand Piano.

The Community Centre may be configured into two separate meeting rooms (Chambers and Cadia Room) or half hall (Stage Room), if required. Wi-Fi is available to conference and event hirers. Off street car parking is also available.

The Community Centre is regularly booked by various businesses, government agencies, community groups, schools, sporting groups and individuals.

Blayney OOSH Services

After School Care or Out of School Hours (OOSH) service is operated in the Blayney Shire and delivered by Cabonne Shire Council.

It operates 5 days a week from 3.00pm to 5.30pm during school terms at Blayney Public School. Council makes an annual contribution of \$5,000 to assist its retention and sustainability in the Blayney Shire. The service is largely funded by the Australian Department of Education, Skills and Employment via the Child Care Subsidy and administration charges from parents.



Blayney Library

Council maintains the Blayney Library, located at 48 Adelaide Street, Blayney through its partnership with the Central West Libraries, that also delivers library services across Central West NSW in the Cowra, Cabonne, Forbes and Orange local government areas.

Council receives an annual subsidy as part contribution for provision of library services from the State Library of NSW. The library service has grown to provide more than just books to borrow, with modern libraries becoming a vital community asset where all ages can research information, access online book, magazine and audio apps, on-demand streaming video platforms, the internet and obtain social interaction.

Blayney Library carries a range of services for adults and children including:

- ▶ Fiction books
- ▶ Non-fiction books
- ▶ Audio books and magazines
- ▶ Online books and magazines
- ▶ On-demand streaming video platform
- ▶ Large print materials
- ▶ Newspapers
- ▶ Film collection
- ▶ Talking books and music CD's
- ▶ Local studies and family history resources

A ready reference collection suited to homework and general needs.

A number of activities and programs are conducted through the Central West Libraries service to help promote the library services. Membership of the Blayney Library provides access to all Central West Libraries branches and online services.

Youth Development

The Youth Development Program is responsible for encouraging, engaging and empowering youth across the shire, for the continued enhancement of long-term social, economic, and environmental conditions of their community. The Youth Development program focusses on developing and building upon a culture of a positive youth community.

Council is able to raise community awareness of youth through local community youth-led action by:

- ▶ Engaging the youth in community decision making processes
- ▶ Advocating with and for young people relating to youth issues
- ▶ Identifying and addressing service gaps
- ▶ Creating connections between the youth of the Shire
- ▶ Working with young people at a community leadership level.

A major focus each year is the facilitation of youth activities to celebrate Youth Week across the Shire, funding of which is provided jointly by the NSW Government and Council. The allocation for Youth Week is offset by a 50% subsidy each year and is dedicated to the Youth Week Grants program. This program enables community organisations across the local government area to seek grants for worthy projects that engage youth and provide young people with an opportunity to express their views and act on issues that impact on their lives.



CentrePoint Sport & Leisure Centre

Significant upgrades have occurred in recent years to the **Blayney CentrePoint Sport and Leisure Centre (CentrePoint)**. A \$4.8 million aquatic upgrade to renew the swimming pools, associated plant infrastructure and amenities was completed in 2020. This was followed by Stage 2 works of \$1.8 million in 2021 aiming to make the facility more environmentally sustainable and save on operating costs.

Blayney Shire now hosts one of the most modern and accessible aquatic facilities in regional NSW. The facility is fast becoming a destination, attracting patrons from Blayney, its villages and the wider region.

In 2020 Council appointed YMCA to provide the operational management of the facility with an option for 2021/22. YMCA have provided industry specialist guidance and expertise in managing leisure and aquatic facilities.

In 2022 Council resolved not to invite tenders for the operational management of CentrePoint due to extenuating circumstances (COVID 19 public health order impacts and stage 2 roof closure impacts) and to extend the current Management Agreement with YMCA, for a period of 2 years until 30 June 2024.

Sports and Oval Facilities

Council maintains many recreational facilities that allow for the enjoyment of community and sporting associations. The level of service may vary depending on the season and number of sporting events held. In summer months, irrigated sporting fields have increased mowing requirements for example.

There are varying levels of amenities for sports and ovals throughout the shire. The following table describes the varying amenities provided:

Facility	Service Description	Amenities and Facilities provided	What Council is responsible for	Annual Cost	Council Subsidy
King George Oval Blayney	Premier	<p><i>Weekly</i></p> <ul style="list-style-type: none"> ▶ Turf wicket ▶ 2 Grandstands ▶ Track and Field facilities ▶ Lighting ▶ Scoreboard ▶ Canteen ▶ Toilets ▶ Change Rooms 	<p><i>Weekly</i></p> <ul style="list-style-type: none"> ▶ 2 irrigated fields – Summer period ▶ Mowing ▶ Ground preparation ▶ Line marking ▶ Irrigation inspection and maintenance ▶ Toilets / Change rooms cleaning <p><i>Daily</i></p> <ul style="list-style-type: none"> ▶ Toilet cleaning (main toilet block) <p><i>Annual</i></p> <ul style="list-style-type: none"> ▶ Soil amendments (Fertilizer / Top-dress) 	\$158k	93.6%
Redmond Oval Millthorpe	Premier	<ul style="list-style-type: none"> ▶ Lights ▶ 1 irrigated field ▶ Synthetic wicket ▶ 2 Practice nets ▶ Lighting ▶ Canteen ▶ Toilets ▶ Change Rooms ▶ BBQ's ▶ Playground ▶ Beginner and Advanced Skate Park ▶ 2 Tennis Courts ▶ Exercise equipment 	<p><i>Weekly</i></p> <ul style="list-style-type: none"> ▶ Mowing ▶ Ground preparation ▶ Line marking ▶ Irrigation inspection and maintenance ▶ Change rooms <p><i>Daily</i></p> <ul style="list-style-type: none"> ▶ Toilet cleaning <p><i>Generally serviced weekly, more subject to booked events</i></p> <p><i>Annual</i></p> <p>Soil amendments (Fertilizer / Top-dress)</p>	\$112k	94.6%

Facility	Service Description	Amenities and Facilities provided	What Council is responsible for	Annual Cost	Council Subsidy
Napier Oval Blayney	Main	<ul style="list-style-type: none"> ▶ 2 irrigated fields ▶ Synthetic wicket ▶ Lighting ▶ Toilets/Change Rooms 	<p><i>Weekly</i></p> <ul style="list-style-type: none"> ▶ Mowing ▶ Ground preparation ▶ Line marking ▶ Irrigation inspection and maintenance ▶ Toilets / Change rooms cleaning <p><i>Fortnightly</i></p> <ul style="list-style-type: none"> ▶ Toilets / change rooms cleaning <p><i>Generally serviced fortnightly, more subject to booked events and season</i></p>	\$51k	98.5%
Dakers Oval Blayney	Main	<ul style="list-style-type: none"> ▶ 1 field ▶ Synthetic Wicket ▶ 3 practice nets ▶ Toilets/Change Rooms 	<p><i>Monthly</i></p> <ul style="list-style-type: none"> ▶ Mowing ▶ Ground preparation <p><i>Weekly</i></p> <ul style="list-style-type: none"> ▶ Toilets / Change rooms cleaning <p><i>Generally serviced fortnightly, more subject to booked events and season</i></p>	\$35k	98.2%
Blayney Showground	Main	<ul style="list-style-type: none"> ▶ 1 irrigated field ▶ Multiple playing fields ▶ Toilets ▶ Showers ▶ Canteen ▶ Kitchen ▶ Harness racing track ▶ Pavilion Area ▶ Stables ▶ Central West Equestrian and Livestock Centre encompassing: <ul style="list-style-type: none"> – Covered equestrian and livestock arena – Outdoor dressage / equestrian arenas – Various equine and agricultural show facilities 	<p><i>Fortnightly / Monthly</i></p> <ul style="list-style-type: none"> ▶ Mowing ▶ Ground preparation ▶ Line marking ▶ Irrigation inspection and maintenance <p><i>Weekly</i></p> <ul style="list-style-type: none"> ▶ Toilets cleaned ▶ Equestrian arena preparation on an as needs basis <p><i>Bi monthly</i></p> <ul style="list-style-type: none"> ▶ Mowing and inspections main surrounds/livestock and equestrian areas <p><i>Yearly</i></p> <ul style="list-style-type: none"> ▶ Maintenance to trotting track surface <p><i>Generally serviced monthly, more subject to booked events and season</i></p> <p><i>Equestrian arena preparation on an as needs basis.</i></p>	\$130k	86.9%

Facility	Service Description	Amenities and Facilities provided	What Council is responsible for	Annual Cost	Council Subsidy
Carcoar Sportsground	Local	<ul style="list-style-type: none"> ▶ 1 field ▶ Lighting ▶ Toilets ▶ Change Rooms ▶ Multi-purpose court ▶ Playground ▶ BBQ 	<p><i>Weekly</i></p> <ul style="list-style-type: none"> ▶ Toilets cleaned <p><i>Monthly</i></p> <ul style="list-style-type: none"> ▶ Mowing <p><i>Generally serviced monthly, more subject to season, line marking dependent upon booked events</i></p>	\$40k	98.7%
Lyndhurst Recreation	Local	<ul style="list-style-type: none"> ▶ 1 field ▶ Synthetic wicket ▶ 2 Practice nets ▶ Multi-purpose court ▶ Playground ▶ Toilets ▶ Canteen ▶ Dump Point ▶ BBQ 	<p><i>Weekly</i></p> <ul style="list-style-type: none"> ▶ Toilets cleaned <p><i>Monthly</i></p> <ul style="list-style-type: none"> ▶ Mowing ▶ Dump Point emptied when required <p><i>Generally serviced monthly, more subject to booked events</i></p>	\$45k	99%

User Agreements are entered into with individual sporting clubs / associations for each facility identifying the period / time of use and fees paid in accordance with Council's fees and charges.

User fees are determined based upon Council's pricing principle for partial cost recovery of the annual operations cost for the individual facility whilst also seeking to ensure activities remain affordable for the community. Each facility is highly subsidised by Council with the Council subsidy disclosed in the table above for each facility.





Parks and Open Spaces

Council manages a total of 15 Parks and 16 Open Spaces across the Shire. Council focuses its efforts on parks, with cleaning of amenities, maintenance of play equipment, soft fall, tree pruning, weed management, and mowing.

Carrington Park, Redmond Oval and Heritage Park are inspected weekly. All others are inspected quarterly.

Council's secondary focus following its established parks is the maintenance of the various open spaces across the Shire. Council's maintenance of these areas consists of mowing/slashing, tree pruning, and weed management. Council endeavours to keep these areas tidy, as they are often located towards the entrances of town. Due to the varying growth rates depending on the given season, and the ability to access these during wet periods, areas may go unmaintained for a number of months as Council focuses on its Parks and Sporting facilities.

Cleaning of toilets, BBQs and removal of rubbish is undertaken on a daily or weekly basis on weekdays only. Any weekend or additional cleaning is on an as needed basis subject to special events, where Council has been notified and suitable arrangements put in place.

Environmental plantings and regeneration programs are an important component of many of the town and village parks, along creeks, adjoining native vegetation areas and open reserves including Pound Flat in Carcoar, cemeteries and the open space corridors from Dakers Oval to Heritage Park.

Street verges across the Shire are the responsibility of the property owner to maintain. Depending on the growth rate through the season, and availability of resources, Council may undertake some maintenance of verges throughout the Shire on an ad-hoc basis.

This work is specifically excluded in Council's annual plan and is only undertaken as resources allow.

Trees are inspected and audited with pruning undertaken on an annual basis where required. New trees are regularly watered and community support is essential with watering for longevity and survival of new plantings.

Town or Village and Service Regime

Location	Cleaning and Maintenance	Parks and Open Space	Playgrounds	Public Toilets and/or BBQs
Blayney	Daily			<ul style="list-style-type: none"> ▶ Heritage Park ▶ Carrington Park
	Weekly	<ul style="list-style-type: none"> ▶ Heritage Park ▶ Carrington Park ▶ CentrePoint ▶ Hobbys Yards Road ▶ Council office precinct ▶ Goose Park ▶ Belubula River Walk ▶ Blayney Tennis Court Surrounds 	<ul style="list-style-type: none"> ▶ Heritage Park ▶ Carrington Park 	
	Monthly	<ul style="list-style-type: none"> ▶ Albert Cook ▶ Innes Park ▶ Gilchrist Street ▶ Billy Soo ▶ Church Hill ▶ Frog Hollow ▶ Medway Street ▶ Cowra Road ▶ Bathurst Road ▶ Orange Road ▶ Industrial Area ▶ Depot ▶ Presidents Walk 		
Millthorpe	Daily			<ul style="list-style-type: none"> ▶ Redmond Oval ▶ Railway Station
	Weekly	<ul style="list-style-type: none"> ▶ Mill Green ▶ Redmond Oval 	<ul style="list-style-type: none"> ▶ Redmond Oval 	
Neville	Weekly	<ul style="list-style-type: none"> ▶ Memorial Park 	<ul style="list-style-type: none"> ▶ Memorial Park 	<ul style="list-style-type: none"> ▶ Memorial Park
Newbridge	Weekly	<ul style="list-style-type: none"> ▶ Showground 	<ul style="list-style-type: none"> ▶ Showground 	<ul style="list-style-type: none"> ▶ Showground
Barry	Weekly	<ul style="list-style-type: none"> ▶ Community Hall 	<ul style="list-style-type: none"> ▶ Community Hall 	<ul style="list-style-type: none"> ▶ Community Hall
Mandurama	Weekly	<ul style="list-style-type: none"> ▶ Recreation Ground 	<ul style="list-style-type: none"> ▶ Recreation Ground 	<ul style="list-style-type: none"> ▶ Recreation Ground
Carcoar	Weekly	<ul style="list-style-type: none"> ▶ Sportsground ▶ Kurt Fearnley ▶ RFS Fire Shed ▶ River Park ▶ Pound Flat 	<ul style="list-style-type: none"> ▶ Sportsground ▶ RFS Fire Shed 	<ul style="list-style-type: none"> ▶ Sportsground ▶ Kurt Fearnley ▶ RFS Fire Shed
Lyndhurst	Weekly	<ul style="list-style-type: none"> ▶ Capital Park ▶ Recreation Ground 	<ul style="list-style-type: none"> ▶ Capital Park 	<ul style="list-style-type: none"> ▶ Capital Park ▶ Recreation Ground

Roads

Council has responsibility for 3 categories of roads:

- ▶ Regional Roads;
- ▶ Local Roads – Sealed; and
- ▶ Local Roads – Unsealed.

State Roads (highways) within the Blayney Shire LGA are the responsibility of Transport for NSW.

Roads within the shire maintained by Council are subject to the road classification and condition hierarchy and service level.

Council uses a 6 level road hierarchy based on the Local Government Functional Road Classification (Institute of Public Works Engineering Australasia), which determines the road class based on:

- ▶ Regional Road classification,
- ▶ Function within the road network,
- ▶ Typical traffic volumes.
- ▶ Number of heavy vehicles,
- ▶ School bus routes, and
- ▶ Level of connectivity it provides.

Council's Road Hierarchy, Renewal and Maintenance Policy sets the framework outlines Council's levels of service for road renewal and maintained activities.

Local Roads – Sealed

Blayney Shire Council has full responsibility for maintenance of local roads with funding sourced from the Federal Financial Assistance Grant's (FAG's) Roads Component, Federal Roads to Recovery and Council Rates. In addition to these recurrent funding sources, Council also seeks and receives grant funding for specific projects from State and Federal Governments, and industry partners.

There is 340km of sealed Local Roads in Blayney Shire, the major ones being Forest Reefs Road, Vittoria Road, Mandurama Road, Newbridge Road, Barry Road, Moorilda Road, and Browns Creek Road. In 2019/20 Council undertook a condition assessment of the entire local sealed road network. The assessment determined the condition of the underlying pavement and the road seal condition. The next condition assessment is scheduled for September 2023.

The pavement conditions within Council's sealed road network assessed in late 2019 were as follows:

Rating	What does this mean	% of Road Network	Total km
1	As New: New or recently constructed pavement.	28.4	95.5
2	Good: Requires only minor maintenance (pot hole patching) plus planned maintenance (drainage).	65.4	220.4
3	Fair: Requires ongoing significant maintenance (heavy patching / sealing)	5.0	17.1
4	Poor: Significant renewal (structural rehabilitation / extensive heavy patching) required and sealing.	1.0	3.4
5	Very Poor: Requires full rehabilitation / reconstruction drainage and seal).	0.2	0.5

The seal conditions within Council's network were assessed as follows:

Rating	What does this mean	% of Road Network	Total
1	As New: New or recently placed seal.	70.4	236.2
2	Good: Requires only minor maintenance (pot hole patching)	16.1	54
3	Fair: Requires ongoing significant maintenance (pot hole patching) and resealing required in short term.	6.3	21.7
4	Poor: Significant renewal (new seal) required	4.8	16
5	Very Poor: requires full rehabilitation. Likely to require pavement rehabilitation also).	2.4	7.9

The condition assessment is programmed to be undertaken again as part of the 2023/24 Operational Plan, and on a three yearly cycle thereafter.

Between cycles, Council regularly undertakes inspections of the network to review priorities based upon the road segment condition for pavement and seal. This further enables Council to better target renewal/rehabilitation works that may include:

- ▶ Rehabilitation/reconstruction
- ▶ Heavy patching
- ▶ Resealing
- ▶ Line marking

The objective of Council's Operational Plan is to ensure that the condition of the overall network is rated as 3 or better.

In 2023/24, Council will review the Roads Strategy to improve its identification/prioritisation of capital renewal/rehabilitation works. The Roads Strategy assesses and rates roads according to the following factors:

- ▶ Road Hierarchy
- ▶ Traffic volume, including Heavy Vehicle usage
- ▶ Road width
- ▶ Whether it is a bus / school bus route
- ▶ Road crash data and risk profile
- ▶ Strategic Routes (i.e. Major freight routes, Major through roads, Tourist routes etc.)
- ▶ Speed environment, and
- ▶ Road condition, including maintenance costs

Planned maintenance is used to minimise any decline in the condition ratings across the network. Routine works include:

- ▶ Pothole patching
- ▶ Tree maintenance
- ▶ Slashing
- ▶ Guidepost replacement
- ▶ Sign maintenance
- ▶ Drainage maintenance
- ▶ Culvert maintenance
- ▶ Shoulder maintenance

In 2023/24, Council has allocated funding for the works as disclosed in the Capital Expenditure Program section of this document.

Local Roads – Unsealed

Council has full responsibility over Local Unsealed Roads, with funding sources including the Federal FAG's Roads Component, Federal Roads to Recovery funding and Council Rates. There is 346km of unsealed Local Roads in Blayney Shire the major ones being Neville-Trunkey Road, Old Lachlan Road, Beneree Road, Gap Road and Village Road.

The capital works program of sealing those unsealed roads which have been determined as strategically significant is generally funded from the NSW Government Grants.

The sealing of unsealed urban roads is not considered in the Roads Strategy, but annually by Council on a case-by-case basis.



Similar to the sealed network, Council regularly undertakes inspections and assesses each road's ride quality, % gravel remaining, and the cross-section profile of the road. These three factors are aggregated to determine the overall condition of the road. Given the sometimes rapidly changing condition of an unsealed road due to factors such as persistent heavy rain, works are determined on an ongoing basis utilising the best information available at that time. To minimise the cost of constantly moving equipment around the Shire, Council crews also conduct maintenance works in the nearby vicinity as a proactive 'stop gap' measure before they reach the intervention level. However, this does not necessarily mean that all roads in an area will receive maintenance at that time.

Council allocates funding on an annual basis for the maintenance grading of unsealed roads and gravel re-sheeting. This money is predominately utilised for the gravel re-sheeting works across the network and Council is able to deliver approximately 22 kilometres of gravel re-sheeting and 346 kilometres of maintenance grading throughout the year. Council commits one full time Road Maintenance crew, which includes a Grader, Roller, Water Cart and Traffic Control support as required.

Whilst there is no set frequency for grading, generally it would vary from once every 3-4 months for a major route, to potentially up to 3-4 years for some of the minor roads. Council's methodology for maintenance of unsealed roads is to intervene when a road reaches a particular condition level, depending on the classification. To facilitate this, Council undertakes routine inspections of its gravel road network, with inspection times varying from 2 to 6 months.

Specific complaints regarding road conditions prompts a reinspection, so Council encourages property owners to report a hazard or deterioration of a gravel road so that repair works may be scheduled. Road safety is a key priority of Council and staff continually conduct regular maintenance works and look for innovative ways to improve the quality of our roads whilst striving to find efficiencies that add value for money to our rate dollar.

Regional Roads

There are 44.2km of Regional Roads of which the maintenance, and repair is funded by the NSW Government and some contribution from Council. These roads are the arterial roads between regional centres, and heavy freight routes. Council's Regional Roads are Hobbys Yards Road, Belubula Way, Marshalls Lane and Gerty Street (serving the intermodal facility).

Council receives contributions for these roads which cover a large proportion of the required expenditure, with Council funding the balance, for maintenance on these roads. This money covers pothole patching, slashing, sign and guidepost maintenance, heavy patching, reseals, and contributes to larger reconstruction projects.

There is also an annual competitive funding program for reconstruction projects. Council submits proposals to this program in most years with funding awarded based on a value system.

Council's Roads Strategy includes the appraisal of the Regional Roads network.

State Roads

Council does not maintain the State Roads within the Blayney Shire Council area. Both the Mid-Western Highway, and Orange Road are managed and maintained by Transport for NSW.

Street Lighting

Council is responsible for the operational costs associated with street lighting within the Blayney Local Government Area. The asset and maintenance of the street lighting network are the responsibility of the electricity network provider, Essential Energy.

The street lighting luminaires are LED and provide a more sustainable and greener solution to traditional luminaires.

Footpaths

Council maintains a 39km network of footpaths and shared paths, which increased by 1.9kms over the last year. Minor maintenance repairs include; concrete grinding, minor slab replacements (generally less than 2 metres) and vegetation control. The objective of these maintenance activities is to remove trip and slip hazards, control vegetation encroachment and minimise edge drops within a pathway segment.

The whole footpath network is inspected annually to identify maintenance issues and provide a condition rating for each segment of footpath. The CBD areas of Blayney and Millthorpe are assessed twice yearly. Maintenance issues are assessed and repaired on a risk management basis, in accordance with the Statewide Mutual Best Practice Manual; Footpaths (Nature strips, medians and Shared Paths). Maps of each village and town identifying strategic projects are presented in Council's long term Active Movement Strategy.

Asset Management

The Assets section is responsible for the development, implementation and maintenance of Council's Asset Management Policy, Strategy and individual Asset Management Plans for Infrastructure Assets, including Transportation (Roads, Bridges, Culverts, Footpaths, Kerb and Gutter, Urban Stormwater and Roadside Furniture, including Signs and Crash Barriers), Buildings and other structures, including pools, Sewer for Blayney and Millthorpe, and Parks and Gardens assets. The section plays a critical role in strategic planning for the delivery of services for the Blayney Community, by developing key strategies and delivery programs for Roads, Footpaths and the Blayney and Millthorpe Main streets. Risk management and policy development are important aspects of the sections work to minimise Council's exposure to liability and includes development of condition and defect inspections for maintenance and renewal works.

Asset class revaluations, required under Australian Accounting Standards are also undertaken on a minimum 5 yearly basis.

Sewerage Services

Blayney Shire Council has sewerage networks in both Blayney and Millthorpe. These systems currently service a population of approximately 4,000 people.

It is the Council's responsibility to ensure both human health and the environment are protected from wastewater produced through our sewerage system. The NSW Environmental Protection Authority (EPA) require Council to have a license to enable discharge of the sewage to the environment. However, the sewage must go through a treatment process and meet key criteria prior to discharge into the environment. The EPA Licence outlines the criteria the treatment process and the locations for discharge.

The Blayney Sewerage Treatment Plant (STP) is located on the southeastern outskirts of Blayney on Hobbys Yards Road. The STP receives sewage from both Blayney and Millthorpe sewerage networks. On an average dry day, the STP treats approximately 800 kilolitres.

The original STP was constructed in 1966 and included a Biological filter (trickling filter) with a capacity of 2,100 equivalent persons (EP). The old system was replaced by an Intermittently Decanted Extended Aeration, activated sludge treatment plant in 1989, with a capacity to extend to 7,000 EP. The STP fully treats all predicted inflows to comply with the EPA licence targets, and has excess capacity based on future design load.

Once treated the sewage is known as treated effluent, and subject to relevant approvals and treatment processes can be reused for a variety of purposes. Council, under an agreement previously supplied treated effluent to Newcrest, however in 2019 this agreement ceased and Council redeveloped the old wetlands to further treat the effluent before discharging to the Belubula River. Council now has a recycled water treatment plant that further processes the treated effluent and provides recycled water for construction purposes and irrigation water to Napier and King George Ovals.

Each year, Council is required to submit an annual report to EPA on performance and compliance of the STP and sewer network, in accordance with its licence conditions. A fee is charged to property owners within the area serviced by the system, to enable Council to deliver this service to the community. Fees are identified in Council's Annual Fees & Charges.

In 2014, Council completed a Strategic Business Plan (SBP) for the sewerage services of the Shire. This plan helps to identify the level of service, management and financial planning to operate and maintain the sewerage network. The SBP identifies a 30 year Capital Works Program to renew ageing infrastructure. The SBP was programmed for review in 2018/19, however is now to be undertaken in 2023/24.

Blayney Waste Facility

There is one operational waste facility within the Shire, the Blayney Waste Facility, which is located at 4165 Mid-Western Highway, Blayney. The Blayney Waste Facility is open 7 days a week, excluding Christmas Day, New Year's Day, Good Friday and Easter Sunday.

Fees and charges for both domestic and commercial waste collection, tipping fees and waste management levy are presented in the Fees and Charges sections later in this document. The operational management of Blayney Waste Facility is under contract to Hadlow Earthmoving until 30 June 2028.

In July 2018, a Waste Management Levy was introduced to all properties which more equitably shares the operational cost for Waste Management Services across the Blayney Shire to all ratepayers. The levy contributes towards costs of operating the Blayney Waste Facility, processing of materials, disposal of rubbish in public litter bins, Village recycling bins and the cost increase to process recyclable materials, being incurred not only at a local but global level.

The Waste Collection Service (WCS) comprises of a weekly waste collection service and a fortnightly recycling collection service to 3,071 premises (both domestic and commercial) throughout the Shire. An annual Bulky Waste collection is also provided to the properties that have the WCS. The WCS is provided to Blayney and all villages throughout the Shire and rural premises along the collection runs between each village and is currently contracted to JR Richards until April 2026.

Council must meet all environmental compliance standards and guidelines for all waste facilities and collection services which is licenced and regulated by the NSW Environmental Protection Authority (EPA).

Council is a member of NetWaste, formed as a voluntary regional waste group in 1995 to provide a collaborative approach to waste and resource management. NetWaste comprises 25 member councils. NetWaste oversees various regional waste related contracts including; landfill monitoring, timber and green waste mulching, e-waste collection, chemical collection, recyclables collection and steel metal collection on an as needs and project basis.

Waste Services operates on a full cost recovery basis from user charges to fund all operating and capital expenditure, in addition to provision for future landfill remediation expenses.

Animal Control

Council operates an animal pound to service the Shire. The Animal Control function is coordinated by Council's Ranger who undertakes a wide range of duties including animal control, daily operation and maintenance of the pound and regulation of companion animals and off-leash areas.

Town Planning

Council's Planning & Development team are responsible for leading, planning, delivering and managing development control in the Blayney Shire. The overarching legislation for planning in NSW is the Environmental Planning and Assessment Act. In 2022, Council received, assessed and determined, 187 applications with a combined value of \$47.2m.

During 2022, Council responded to 505 preplanning enquires and issued 352 planning certificates; 133 drainage diagrams and 53 outstanding notices.

The Planning & Development team are also responsible for strategic planning. Strategic Planning includes preparation of key strategic planning documents including; Planning Proposals, Blayney Cabonne & Orange Subregional Rural and Industrial Lands Strategy, Blayney Settlement Strategy, Local Strategic Planning Statement, Community Participation Plan and Development Control Plan.



Cemeteries

Council is responsible for the management of 7 cemeteries, with niche walls located for ashes in 6 sites. Council is also responsible for the maintenance, interments, record keeping and liaison with funeral directors in relation to these cemeteries.

Cemeteries are mown once a month and is increased depending on season and subject to funerals as required with a more flexible approach provided to meet residents and family needs.

Cemeteries cared for and maintained by Council include Blayney, Millthorpe, Carcoar, Lyndhurst, Hobbys Yards, Neville and Newbridge. Council also maintains Shaw cemetery that is no longer in service.

Health & Food Control

Council employs staff who specialise in environmental health activities to carry out a broad range of inspections from an educational and enforcement perspective. Council has been a part of the NSW Food Regulation Partnership which was introduced in NSW in 2003. The Partnership defines the responsibilities of the New South Wales Food Authority and NSW Councils in relation to food safety issues.

Blayney Shire Council, as a Category B Council, is required to conduct inspections of retail food businesses to ensure compliance with the Food Act 2003 and Food Safety Standards 3.2.2 and 3.2.3

Priority Weeds

Upper Macquarie County Council are responsible for weed control and management in the Blayney Shire. Upper Macquarie County Council is a single purpose local government authority, established by the under s.387 of the Local Government Act 1993, as the control authority for biosecurity weed threats (formerly known as noxious weeds) that also encompass the areas of Bathurst Regional, Lithgow City and Oberon Councils.

The County Council covers a region of approximately 13,500 square kilometres with a population of over 77,000 people in a very diverse area which includes productive agricultural lands, forests and large areas of national park.

Contributions to Emergency Services

Blayney Shire Council contributes to the Rural Fire Service (RFS) and the State Emergency Service (SES) for their role within the Local Government Area. This is as part of a partnership with various government agencies in relation to disaster planning and emergency response.

Council has a Local Emergency Management Committee that is currently chaired by Council's Director Infrastructure Services, who also provides executive support to the Committee as the Local Emergency Management Officer (LEMO). The role of the LEMO is to advise, support and assist the Local Emergency Operations Controller, to monitor, control and coordinate emergency response operations as necessary.

Community Financial Assistance Program – S.356 Donations

Blayney Shire Council has developed the Community Financial Assistance Program to assist the not-for-profit groups that offer a significant contribution to the social, economic and/or environmental well-being of the community. Under s.356 of the Local Government Act, Council may, in accordance with a resolution of Council, contribute money or otherwise grant financial assistance to persons for the purpose of exercising its functions.

Financial assistance to community organisations is provided in 3 categories:

a) Recurrent Annual Donations. These are donations made to community organisations on an annual basis to assist financially with specified outgoings (such as public liability insurance), the waiver of Council rates and charges, a school activity, or the holding of a regular community event or cultural activity.

The amount of these donations for each organisation or event is approved by Council in its annual budget contained in the Operational Plan, as listed later. The General Manager may approve other donations to an organisation or event under delegated authority, provided the donation is consistent with the guidelines, within budget and reported to Council via the next available Financial Assistance Committee meeting.

b) One-off financial assistance. This assistance is provided for projects involving the construction, maintenance or repair of community facilities, purchase of equipment, or organising and conducting of local events and functions. In each case having demonstrated broad community benefit and support. Under this category community organisations are eligible to receive Council funding via a competitive submission process. Applications are called in November and May via a public notice published in the local newspaper and on Council's website / social media channels.

c) Flagship Funding. An amount of up to \$25,000 is set aside to provide financial assistance for a major project(s) to be undertaken by a community group(s). Partial matching funding (in cash or kind) is desirable for major project(s). This will usually entail capital works such as ground works, building construction, building repairs, refurbishment or renovation, and/or major equipment purchases. Funding for such a project is non-recurrent and is subject to the applicant entering into a management agreement for the facility with Blayney Shire Council or the Crown with Council's support. Applications are called in November and May via a public notice published in the local newspaper and on Council's website / social media channels.

Council has budgeted \$145,000 towards the Community Financial Assistance Program. An amount is allocated per the following table of financial assistance for 2023/24 while the balance is proposed for distribution in the 2 rounds to be offered in 2023/24.

Community Financial Assistance Program – 2023/24

The below legend relates to the types of assistance proposed.

Legend

D = Waste Service Charges	S (50%) = 50% Sewer Connection Charge
W = Waste Levy/Availability charge	I = Financial Assistance for Public Liability Insurance
R = Council Rates	O = Other
E = Events support	
S = Sewer Connection Charge	

Insurance Assistance

Recipient	Type	Contributions
Lyndhurst Soldiers Memorial Hall	I	1,230
Newbridge Progress Association	I	930
Millthorpe School of Arts	I	1,150
Blayney Shire Arts & Craft Inc.	I	770
Hobbys Yards Community Association	I	1,170
Blayney Shire Community Mens Shed (50% contribution)	I	430
Millthorpe & District Historical Society	I	580
Barry Progress Association	I	750
Carcoar Community Association	I	780
		\$7,790

School Awards & Sporting Related Assistance

Recipient	Type	Contributions
Millthorpe Primary School	A	100
St Joseph's Primary School Blayney	A	100
Blayney Public School	A	100
Blayney High School	A	100
Carcoar Public School	A	100
Neville Public School	A	100
Lyndhurst Public School	A	100
Sporting Related Financial Assistance	A	1,000
		\$1,700

Rates And Charges Contributions

Recipient	Type	Contributions
Carcoar Dam Sailing Club Incorporated	RW	560
Carcoar Historical Society	RW	935
Hobbys Yards Hall	RW	760
Mandurama CWA	RW	745
Stringybark Craft Cottage/ Gladstone Hall	RW	940
Tallwood Hall	RW	925
Orange RSL (Blayney RSL Hall)	RSW	1,945
Millthorpe CWA	RSW	2,015
Carcoar School of Arts	RW	895
Lyndhurst Soldiers Hall	RW	805
Millthorpe & District Historical Society	RSW	4,990
Millthorpe School of Arts	RSW	2,345
Anglican Church Blayney	S (50%)W	430
Anglican Church Millthorpe	S (50%)W	500
Catholic Church Blayney	S (50%)W	430
Catholic Church Blayney (Old Church)	W	192
Presbyterian Church Blayney	S (50%)W	495
Uniting Church Blayney	S (50%)W	495
Uniting Church Millthorpe	S (50%)W	495
Neville Hall Trust	W	192
Mandurama Public Hall Reserve	W	192
St Andrews Presbyterian Church – Mandurama	W	60
St Davids Presbyterian Church – Moorilda	W	60
Neville Presbyterian Church – Neville	W	60
St Pauls Carcoar Community Facility	W	192
Carcoar P&H Society	W	60
Carcoar Historic Reserve Trust (Carcoar Courthouse)	RW	1,038
		\$22,751

Community Events/Cultural Activities

Recipient	Type	Contributions
Lifeline Central West	O	500
Bathurst Broadcasters (Blayney Sports Awards)	O	1,000
CWA - Central West Group - Schools Public Speaking Competition	O	300
Blayney Shire Community Mens Shed (Licence rental)	O	570
Lyndhurst RSL - Anzac Day (Band)	E	700
Lyndhurst RSL - Remembrance Day (Band)	E	200
Textures of One Acquisitive Prize	E	1,000
Newbridge Arts Festival Acquisitive Prize	E	1,000
Blayney Community Baptist Church (Carols at Carrington)	E	1,000
Newbridge Progress Association (Winter Solstice - Portaloo hire)	E	1,950
Carcoar Hospital Museum (Down to Earth Gardening Expo - Seats)	E	300
Carcoar P&H Association (Mowing & Waste Services - Show)	E	1,900
Blayney A&P Association (Waste Services)	E	670
Newbridge Winter Solstice (Waiver of Council services)	E	1,570
Neville Showground Trust (Mowing services - Show)	E	1,780
Neville Showground Trust (Mowing services - Horse Sports event)	E	1,780
Millthorpe Markets (2 events - Waiver of Council fees)	E	2,000
MillFest (Waiver of Council fees)	E	1,760
Millthorpe Fire Festival (Waiver of Council fees)	E	920
Orange RSL / Lyndhurst RSL (Traffic Management)	E	4,900
Bathurst Old Boys Rugby Union (Carcoar Sportsground)	E	486
St Josephs Primary School - Grandparents Day (Comm. Centre hire)	E	192
Can Assist Annual Fundraiser (Community Centre hire)	E	305
Can Assist (Meeting venue hire)	E	594
Blayney Shire Arts & Craft Inc. (Meeting venue hire)	E	594
Probus Club of Blayney (Meeting venue hire)	E	594
Heritage Schools Art Show (Meeting venue hire)	E	576
Blayney Woolcraft and Hobby Group (Meeting venue hire)	E	1,080
Blayney Red Cross (Meeting venue hire)	E	594
Blayney Local and Family History Group (Meeting venue hire)	E	594
Blayney A&P Association (Meeting venue hire)	E	594
Inner Wheel Club of Blayney Inc. (Meeting venue hire)	E	594
Blayney Floral Art & Garden Club (Meeting venue hire)	E	162
		\$32,759

TOTAL **\$65,000**

Council also has the following programs that offers assistance in the form of grants:

▶ Tourism Events Development Fund	\$10,000
▶ Youth Week Grants Program	\$ 5,400
▶ Heritage Assistance Fund	\$12,000

FRAMEWORK

Community Strategic Plan (CSP)

The Community Strategic Plan (CSP) is a community document with priorities and aspirations for the future of the Shire for the next 10 years.

The vision established for Blayney acknowledges our communities; of the town, villages and settlements as supportive and welcoming to those who live here and also those who visit. With beautiful and productive landscape, a showcase of how agriculture, mining and industry can work together for the greatest good. An area where there is both space and time to make and live your dreams!

Sourced from local level Town and Village Community Plans, Council's Local Strategic Planning Statement, Settlement Strategy, Sports and Recreation Masterplan, Active Movement Strategy, many other Council strategic planning documents and the 319 respondents to our Council Services survey in 2021, the collective aspirations and objectives are grouped into a number of overarching strategies categorised under the themes of:

1. Maintain and Improve Public Infrastructure and Services
2. Build the Capacity and Capability of Local Governance and Finance
3. Diversify and Grow the Blayney Shire Local and Visitor Economy
4. Enhance facilities and networks that support Health and Wellbeing of the Community, Sport, Heritage and Cultural interests
5. Protect Our Natural Environment

The CSP essentially addresses four key questions for the community:

- ▶ Where are we now?
- ▶ Where do we want to be in ten years' time?
- ▶ How will we get there?
- ▶ How will we measure success?

The CSP, belongs to the community and is endorsed by Council to address civic leadership, social, environmental and economic issues.

It is important to note that while Council is the custodian of the CSP, it may not be responsible for the delivery of all the activities the Plan identifies. To this end, the CSP identifies what role Council plays and how other partners such as State agencies, non-government organisations, business partners and community groups may be included.

Projects which Council has a role in delivering are found in the Delivery Program with specific timeframes, and responsibilities which are actioned by specific projects and delivered services/programs/activities in the Operational Plan. At the end of each Council term a report is prepared by Council to the community which examines what progress has been made towards the achievement of outcomes identified in the CSP.

Our Vision

A busy, vibrant and thriving rural shire – a friendly and open place where people choose to live with a strong sense of community spirit and cohesiveness. With positive population growth, employment opportunities, increased diversity of industry and economic growth, Blayney Shire's township, villages and settlements will be dynamic and prosperous, welcoming those who live here and also those who visit. Our families and homes will continue to be safe within our caring and inclusive communities.

Irrespective of ability we will all enjoy the outdoors and facilities, improving our health and lifestyle whilst participating in a range of sporting and recreational activities. Growth will be achieved in a sustainable manner with industry, coexisting with productive farming land, open space, protecting the environment and restoring as a feature our built and natural heritage.

As the quintessential rural shire with Indigenous and European settlers influencing our architecture, agricultural and mining heritage we will celebrate our history, culture and rural lifestyle in style. As a picturesque, conveniently located area of the beautiful Central West of NSW we are a significant contributor to the visitor economy of the region; with a creative and artistic culture, food and wine, historic villages and four seasons. Blayney Shire will be engaged, proactive and acknowledged for undertaking major projects and delivering valuable services, collaborating at a regional, state and national level.

Our Values

The people who live in Blayney Shire are friendly, hardworking, loyal and very community focused.

With a generosity of spirit and willingness to welcome visitors and new residents, the residents, business and industry will unite and rally together to assist families in need. We support diversity of interests, backgrounds and access to public amenities and services for all residents on an equitable and shared basis.

We are resourceful; our innovative thinking and competitive spirit supported by the contribution of volunteers working together collaboratively and sharing resources has produced great outcomes.

We back ourselves and look forward positively and strategically with a can do attitude. We ask questions and expect transparency, balance, equity and accountability of our local, state and federal governments.

Most importantly we value honesty and respect for each other, our natural and built heritage and our valuable resources as we strive to achieve our future directions for our local villages and town within the shire and the whole region. We will make informed decisions by consulting and engaging with stakeholders whilst considering environmental, social and economic impacts.

BLAYNEY SHIRE COUNCIL

Future Directions

Every 4 years following the ordinary election of Councillors, Council is required to develop or review and endorse a Community Strategic Plan (CSP) then prepare and adopt a Resourcing Strategy, a 4 year Delivery Program (DP) and annual Operational Plan (OP) by 30 June the following year.

The CSP is a community document with priorities and aspirations for the future of the Shire covering a period of at least 10 years. The Resourcing Strategy is the means by which Council implements the strategies established in the CSP which Council is responsible for delivering. The Resourcing Strategy includes a 4 year Workforce Management Plan, a 10 year Asset Management Plan and 10 year Long Term Financial Plan. The CSP is developed by the community, endorsed by Council and must address civic leadership, social, environmental and economic issues.

A list of community projects, aspirations and objectives were grouped into an overarching strategy and listed in order of collective priority as determined by the community forums. The strategies are categorised under the themes of:



Maintain and Improve Public Infrastructure and Services



Build the Capacity and Capability of Local Governance and Finance



Promote Blayney Shire to grow the Local and Visitor Economy



Enhance facilities and networks that supports Community, Sport, Heritage and Culture



Protect Our Natural Environment

Introduction – What is the Delivery Program?

The **Delivery Program 2023/24-2026/27** is one layer of the Integrated Planning and Reporting framework that all NSW Councils must develop to meet the requirements of the Local Government Amendment (Planning and Reporting) Act 2009. It outlines the work Council can do to achieve the Future Directions identified by the community in the Community Strategic Plan.

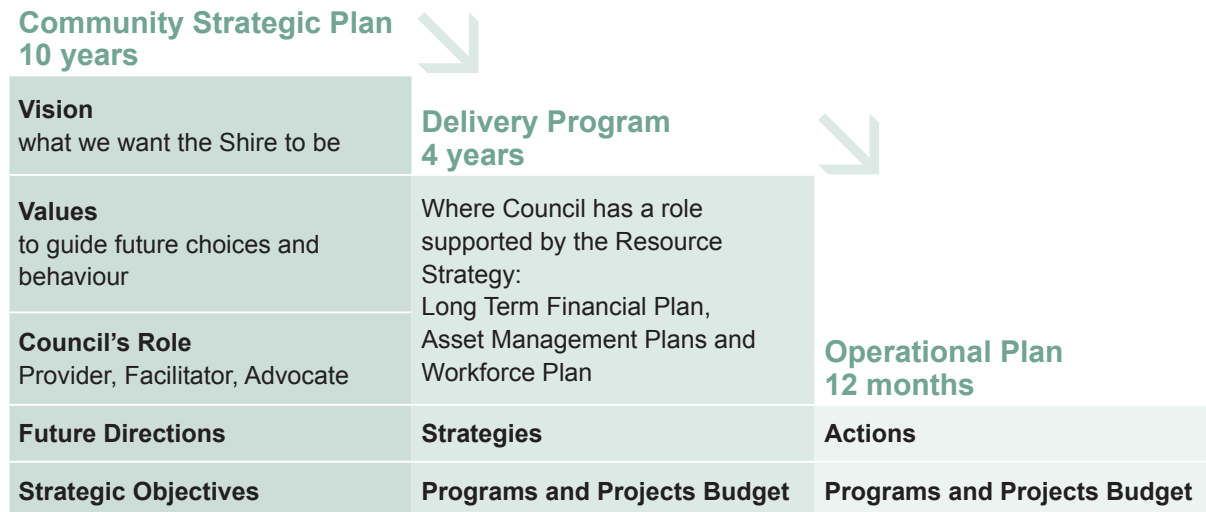
The three tiered planning process ensures that there are clear links between the long term goals of the community and the activities of Council. The Delivery Program is a vital tool for the ongoing planning of services and programs of the Blayney Shire community.

Introduction – What is the Operational Plan?

The Operational Plan 2023/24 completes the planning documents and details the activities to be undertaken and the financial requirements to deliver the commitments of the Community Strategic Plan and Delivery Program.

This three tiered process ensures that there are clear links between the long term goals of the community and the activities of Council.

The diagram below demonstrates their linkages:





FUTURE DIRECTION 1

Maintain and Improve Public Infrastructure and Services

Strategic Objectives/Strategies	Actions
1.1 Plan and develop integrated transport networks, providing choices that enable people and freight to move and travel, in a safe, accessible and efficient manner	
<p>Sealed roads and unsealed roads, bridges and culverts will be maintained in accordance with agreed service levels</p> <p>Deliver the Blayney Shire Roads Strategy</p> <p>Lobby and advocate for the re-opening of the Blayney-Demondrille Railway Line</p> <p>Deliver the Active Movement Strategy priorities to provide safe and accessible connecting pathway networks</p> <p>Plan for future transport and road infrastructure to service future needs</p>	<p>Maintain Transport infrastructure in accordance with Road Hierarchy, Renewal and Maintenance Policy and the Pathways in accordance with Councils' Pathway Hierarchy, Standard and Maintenance Policy.</p> <p>Develop and implement a Bridge and Culvert Renewal and Maintenance Policy.</p> <p>Prioritise road rehabilitation and upgrade works in line with the Blayney Shire Roads Strategy.</p> <p>Deliver heavy patching, culvert renewal, initial sealing, resealing and gravel resheeting programs in accordance with budgetary allocations.</p> <p>Undertake reconstruction and rehabilitation on Forest Reefs and Hobbys Yards Roads in accordance with budgetary allocations.</p> <p>Undertake construction of Belubula River Walk Stages 3 and 4, pathways in Trunkey Street, Newbridge, <i>Coombing Street</i>, Carcoar, Elliott Street, and <i>Glenorie Road</i>, Millthorpe, and pathways within the King George Oval Pedestrian Project</p> <p>Attendance at and involvement in advocacy activities.</p>
1.2 The Blayney health service; medical centres, aged care providers, primary and ancillary support and emergency service agencies provided in the Shire meet the future needs of the community	
<p>Advocate to both NSW and Federal Government Ministers of Health, to ensure that Aged Care Services are maintained in Carcoar (Uralba) and Blayney (Lee Hostel), and the Blayney Health Services Clinical Services Plan is delivered</p> <p>Provide support for emergency management in Blayney Shire in accordance with State Emergency and Rescue Management (SERM) Act</p> <p>Advocate to NSW Police and Emergency Services agencies for appropriate service levels.</p>	<p>Attendance at and involvement in advocacy activities.</p> <p>Provide oversight of construction of new RFS Station Blayney and refurbishment of Blayney Fire and Rescue Station, facilitate meetings with zone commanders and local brigade captains</p> <p>Chair the Local Emergency Management Committee.</p> <p>Participate in the development and implementation of the Blayney Shire Local Emergency Management Plan.</p> <p>Attendance at and involvement in NSW Police Chifley District Command and other emergency services agencies meetings.</p>

Strategic Objectives/Strategies

Actions

1.3 The community is provided with access to quality lifelong education and training	
<p>Advocate on behalf of the community to Government to support accessible quality local education</p> <p>Work with registered training organisations, key business and employment service agencies to support traineeships, trade apprenticeships and skills development</p>	<p>Attendance at and involvement in advocacy activities.</p> <p>Engage with Schools Infrastructure NSW.</p> <p>Appoint Council Delegate to the Skillset Board</p> <p>Work with training organisations as opportunities arise to achieve national recognised training outcomes</p>
1.4 Residents and business have access to reliable utilities, information and communication technologies across the Shire	
<p>Lobby the Federal Government for improved internet and mobile phone access to all our villages to facilitate growth</p> <p>Investigate and support emerging communication technologies that support our community</p> <p>Ensure appropriate utility services (electricity, gas, water) are available in the Blayney Shire</p>	<p>Attendance at and involvement in advocacy activities.</p> <p>Support applications for funding for improved communications infrastructure, as required.</p> <p>Utilise smart technology and expand Council smart hub systems</p>

Legend:

Green Italic Font: *Action completed in 2022/23.*

Black Font: Action proposed.





FUTURE DIRECTION 2

Build the Capacity and Capability of Local Governance and Finance

Strategic Objectives/Strategies	Actions
2.1 Council is recognised as a valuable partner with government and private business stakeholders	
<p>Meaningful two-way communication and engagement between NSW and Federal Governments, regional organisations, business, industry, stakeholders and communities of interest</p> <p>Provide for the efficient and effective administration of Council</p>	<p>Attendance at and involvement in advocacy activities.</p> <p><i>Develop Implementation Plan to deliver recommendations from Financial Sustainability Review.</i></p> <p>Audit, Risk and Improvement Committee meetings held.</p> <p>Implementation of Strategic Internal Audit Plan.</p> <p>Development of Service Plans and Service Review Framework</p> <p>Pursue partnerships and Grant funding opportunities to deliver projects identified in Asset Management Plans and Integrated Planning and Reporting documents.</p>
2.2 Responsible management practices, delivery of services and renewal of assets across the Blayney Shire	
<p>Identify and implement improvement opportunities to optimise Council's financial sustainability</p> <p>Review Council's financial performance in the Long Term Financial Plan and report against Office of Local Government Financial Performance Ratios</p> <p>Significant Capital Projects are assessed and reviewed prior to lodgment and/or allocation of funding</p> <p>Council is an employer of choice</p> <p>Effective management of land under Council control</p>	<p>Implement Building and Other Structures Asset Management Plan</p> <p>Finalise Financial Sustainability Review</p> <p>Reporting to Audit Risk and Improvement Committee</p> <p>Annual Financial Statements finalised and audited</p> <p>All proposed projects are considered and assessed in accordance with Capital Projects Operating Guideline and / or Capital Expenditure Review Guideline</p> <p>Implement Workforce Management Plan strategies</p> <p>Finalisation of Crown Lands Plans of Management Program</p> <p>Regular meetings with Crown Land</p>

Strategic Objectives/Strategies


Actions

2.3 Town Associations, Village Committees and local organisations are capable, resilient, and involved in decision making about issues that impact their own community

<p>Facilitate constructive and timely communication between Council and the Town & Village Committees /Progress Associations</p>	<p>Engagement with town and village communities on priorities for allocation of VEP funding</p>
<p>Continue to support local community infrastructure projects via the Community Financial Assistance Program and Village Enhancement Plan (VEP) allocations</p>	<p>Community Financial Assistance Program funding rounds called biannually and funding allocated. Attendance at and involvement in Orange360 activities.</p>
<p>Support the development and implementation of improvement projects for the local Halls, School of Arts and other community facilities</p>	<p>Increase social media presence and interaction with community</p>
<p>Work proactively with community groups to support local events</p>	<p>Facilitation of Event Management Applications and support of event organisers</p>

2.4 The community and ratepayers have confidence in and are engaged with Blayney Shire Council

<p>Deliver Councils Community Engagement Strategy utilising various channels and methods to enhance community awareness and participation in Council services and decision making</p>	<p>Review Community Engagement Strategy Review Community Participation Plan Investigate Online Rates Tool</p>
<p>Information is delivered effectively and efficiently</p>	<p>Increase e-newsletter distribution list</p>
<p>Encourage sound governance practice and build the capacity and capability of local leaders within community organisations</p>	<p>Promote Online Planning and Customer Request platforms Seek training opportunities to build capacity and capability of local leaders</p>





FUTURE DIRECTION 3

Promote Blayney Shire to grow the Local and Visitor Economy

Strategic Objectives/Strategies	Actions
3.1 Promote Blayney Shire to grow the Local and Visitor Economy	
Support the growth of the Shire while preserving productive agricultural land and integrate sustainable industries into the future	Ensure Land Use conflict is minimised and/or mitigated where on or adjoining agricultural lands and operations.
Ensure local planning instruments and strategies support the agricultural sector	Manage the water supply bores in rural locations to provide a secure 'non-potable' supply of water to the Shire
Maintain the availability and quality of water for use in rural areas	Participate in Central NSW Water Utilities Alliance
3.2 A responsible and prosperous mining industry that is engaged with the community, working towards the improvement of the Shire	
Engage and advocate on behalf of the community on the corporate and environmental responsibilities of the mining sector	Attend Community Consultative Committee meetings Attend Mining and Energy Related Councils meetings Advocate to the NSW Government for continuation of the Resources for Regions funding program
3.3 Growing and connected tourism networks that add value to the vision and appeal of our heritage villages and tourism product within the Shire	
Implement the Orange Region Destination Management Plan	Work with Orange 360 to support Orange Region Destination Marketing activities
Work with, and support Orange360 and Central NSW Tourism	Review Blayney Visitor Information Centre operations
Provide support to local businesses and event organisers	Allocate funding through the Tourism Development Program <i>Implement the Reconnecting Regional NSW Community Events Program</i>

Strategic Objectives/Strategies

Actions

3.4 An attractive shire for employment opportunities with industrial, business, tourism and planned housing residential growth

Implement the Blayney Mainstreet and Millthorpe Village Centre Masterplans

Facilitate the development of new residential housing in Blayney and Villages

Seek opportunities to build a vibrant local retail and business sector

Regularly review and update, planning instruments, strategies and policies

Deliver High Pedestrian Activity Areas in Blayney and Millthorpe.

Develop projects and identify funding opportunities for Blayney Mainstreet and Millthorpe Village Centre Masterplan projects

Work with stakeholders and partners to identify affordable housing opportunities

Support business opportunities

Review Infrastructure Contributions Plan

Commence Millthorpe Settlement Strategy Addendum

Commence a Planning Proposal to update the Blayney Local Environmental Plan 2012 in response to the Blayney Flood Study (Storm 2022)





FUTURE DIRECTION 4

Enhance facilities and networks that support Community, Sport, Heritage and Culture

Strategic Objectives/Strategies	Actions
4.1 Promote Blayney Shire to grow the Local and Visitor Economy	
Engage with young people to facilitate and progress activities within the Shire	Allocate funding through Youth Week Grants program
Implement the Disability Inclusion Action Plan	Six monthly and annual reporting on outcomes from Disability Inclusion Action Plan
Facilitate engagement of key stakeholders of the local community services sector	Engagement of Disability Inclusion Action Plan Working Group
	Support Blayney Interagency meetings and networks
4.2 Provide facilities that support increased participation in sport and fitness activities	
Sporting events are supported by Council, volunteers and state sporting bodies so that they are coordinated and well resourced	Implement Councils' Parks and Recreation Asset Management Plan
Implement Blayney Shire Sports and Recreation Masterplan to enhance and improve sporting facilities	Deliver sports lighting at <i>Stillingfleet netball</i> , King George Oval facilities, Blayney, and <i>Lyndhurst Recreation Ground tennis court</i>
CentrePoint Sport and Leisure Centre is managed in a manner to maximise patronage and participation in fitness activities	<i>Deliver Redmond Oval, Millthorpe cricket nets upgrade.</i>
	<i>Install new electronic scoreboard at King George Oval, Blayney.</i>
	Deliver carpark improvements at King George Oval, Blayney.
	Review the Blayney Shire Sport and Recreation Masterplan
	Coordinate User Group meetings for sporting facilities and major projects
	Ensure fitness programs and services maximise patronage and participation at CentrePoint

Strategic Objectives/Strategies

Actions

4.3 Heritage and First Nations significant sites in the natural and built environment are protected

Identify items of natural and built heritage in Blayney Shire	Ongoing engagement with Orange Local Aboriginal Lands Council
Heritage Advisory services continue to be provided to owners of heritage items ensuring heritage is preserved whilst allowing development to occur	Facilitate and provide Heritage Architect Advisory service
Ensure the Shire's 8 heritage listed cemeteries are maintained and protected	Allocate funding through Local Heritage Assistance Program
	Finalisation of the Blayney Shire Cemeteries Vegetation Plan

4.4 The shire is a centre for cultural interest, arts, performance and entertainment

Encourage the use of the Blayney Shire Community Centre as a facility for events	Number of events that utilise Blayney Shire Community Centre
Provide effective and consumer friendly library services in the Blayney Shire	Music Scholarship program and maintain Council's support of Regional Music Programs
Maintain partnerships with local arts and cultural groups	Maintain and operate Blayney Library via Service Level Agreement in place with Orange City Council
	Continued support of Arts OutWest, Platform Arts Hub and local museums





FUTURE DIRECTION 5

Protect Our Natural Environment

Strategic Objectives/Strategies	Actions
5.1 Retain and enhance open spaces; with a focus on regeneration of native vegetation	
<p>Ongoing liaison, support and participation with Local Land Services, Landcare and as a constituent Council Upper Macquarie County Council</p> <p>Maintain and strengthen partnerships with organisations responsible for natural resource management and feral pest control</p> <p>Review the Roadside Vegetation Management Plan to ensure high environmental value vegetation is protected, road safety outcomes maintained and any clearing is undertaken following agreed principles and guidelines</p> <p>Support Council's native tree planting program and community engagement</p>	<p>Attendance at and involvement in advocacy activities.</p> <p>Prepare concept plan for Presidents Walk</p> <p>Implement Native Tree Planting Program</p> <p>Develop a Parkland Tree Planting design, replacement and expansion program</p> <p>Detailed design for Beaufort Street Park</p> <p>Cemeteries Vegetation Management Plan</p>
5.2 The Belubula River, waterways and tributaries that flow into our regional water catchments and water supply sources are clean, healthy and biodiverse	
<p>Prepare a shire wide onsite sewerage waste-water strategy</p> <p>Clean up waterways throughout the Shire including removal of willow trees, other noxious species, creating wildlife habitat</p> <p>Stormwater Management Plans are prepared for Blayney,</p> <p>Millthorpe and Carcoar and projects scoped for funding</p> <p>Ensure provision of Sewerage Treatment and Recycled Water Treatment Plant is adequate for the growth of the Shire and promotes Residential Development</p>	<p>Finalise and implement Blayney Shire Onsite Sewerage Management Policy</p> <p>Sewerage Strategic Business Plan</p> <p>Stormwater Management Plan for Blayney</p> <p>Progress Millthorpe Stormwater Management Plan study</p>
5.3 We are on the path to achieving net zero emissions and adapting to climate change risks and opportunities	
<p>Facilitate new energy sources, sustainable development and farming practices within the Shire</p> <p>Implement the Blayney Shire Renewable Energy Action Plan</p> <p>Continue to investigate and challenge emerging renewable energy sources</p>	<p>Finalise Business Case and Capital Expenditure Review for Blayney Solar Farm</p> <p>Lodge Development Application for Blayney Solar Farm</p> <p>Investigate behind the meter battery/solar solutions</p> <p>Develop Fleet strategy for electric/hybrid vehicle solutions</p>

Strategic Objectives/Strategies

Actions

5.4 Recycling and innovative diversion of waste will reduce the volume deposited in Council's Landfill

Ensure Waste Management Services are delivered in a financially sustainable manner

Develop and promote programs with NetWaste that increase recycling and reuse

Review services and introduction of a Green Bin in Waste Collection Services

Investigate establishment of 'return and earn' opportunities within the Shire

Review Village Recycling Station Service

Support Garage Sale Trail

Review Bulky Waste Collection Service

Investigate voucher system for Blayney Waste Management Facility

Review of Street Cleaning program



Resourcing Strategy

The Resourcing plans should be read in conjunction with the Delivery and Operational Plans.

As part of the Integrated Planning and Reporting Framework councils are also required to develop resourcing plans that support the achievement of activities and tasks within the Delivery and Operational Plan.

These plans include:

Long Term Financial Plan

The Long Term Financial Plan is an important part of Council's strategic planning process. This is the point where long-term community aspirations and goals are tested against financial realities. It is also where Council and the community may decide what resources councils need to influence and work with other parties so that they might deliver on responsibilities.

Asset Management Plans

The Asset Management Policy is a Council endorsed policy which sets the broad framework for undertaking asset management in a structured and coordinated way. It outlines why and how asset management will be undertaken. It provides a clear direction for asset management and defines key principles that underpin asset management for the council.

Workforce Management Plan

Council's Resourcing Strategy documents can be accessed from its website: <https://www.blayney.nsw.gov.au/council/council-information/plans-and-strategies#resourcing>.

An effective workforce strategy aims to provide Council with the people best able to inform its strategic direction, develop innovative approaches to complex issues and deliver appropriate services effectively and efficiently.

Revenue Policy

Council is required to include in its Operational Plan Council's annual statement of revenue policy.

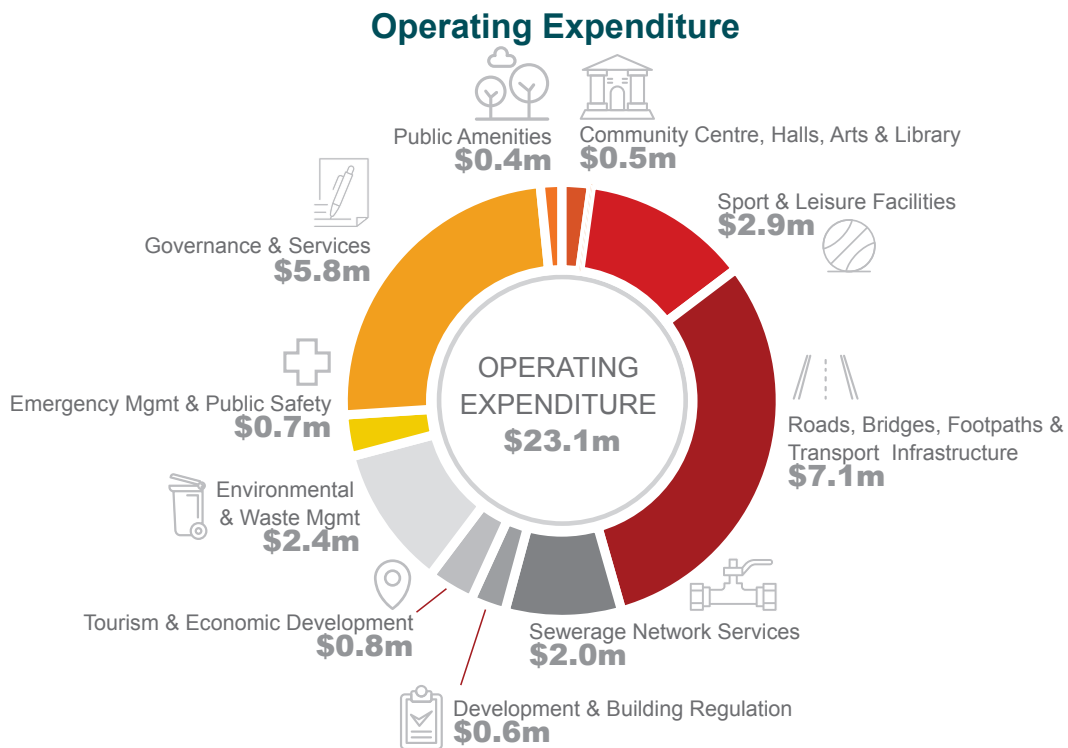
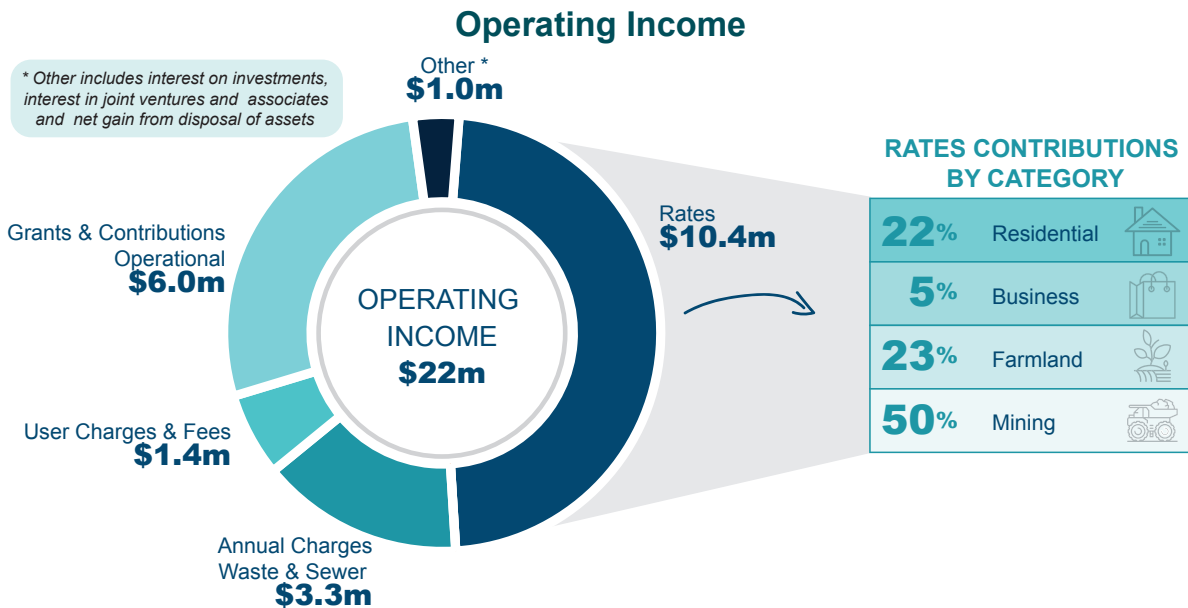
The Revenue Policy includes details of:

- ▶ Estimated income and expenditure (Income statement and capital expenditure)
- ▶ Ordinary rates and special rates
- ▶ Proposed fees and charges
- ▶ The council's proposed pricing methodology
- ▶ Proposed borrowings

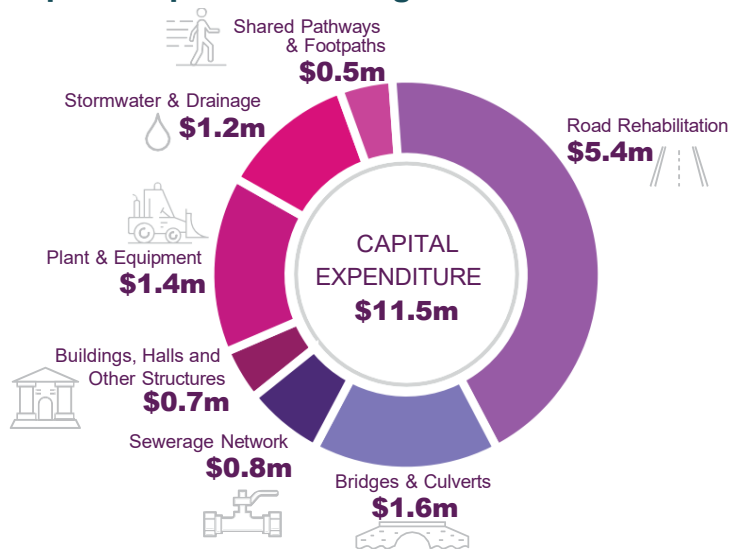
Snapshot of Financials

The Operational Plan sets out Blayney Shire Council's objectives for the coming year, and the resources and activities required to achieve our goals.

This snapshot provides a summary of projected; income, operational and capital expenditure, and key projects for 2023/24 financial year.



Capital Expenditure Program





CAPITAL EXPENDITURE FUNDING SOURCES

General Council Revenue	\$1.8m
Council Cash Reserves	\$1.8m
Grants & Contributions (below)	\$7.0m
Resources for Regions Round 9	\$1.8m
Stronger Country Communities Round 5	\$0.5m
Local Roads & Community Infrastructure	\$1.0m
Fixing Local Roads	\$1.0m
Fixing Local Bridges	\$1.3m
Resources for Regions Round 8	\$0.8m
NSW Flood Recovery Grant	\$0.1m
Regional & Local Roads Repair Program	\$0.3m

\$7.79million (75% of capital expenditure) will be spent on stormwater and drainage, footpaths, bridges and culverts, and road rehabilitation in 2023/24.

Projects Highlights



BUILDINGS & PUBLIC HALLS

 King George Oval Grandstand Refurbishment	\$0.1m
 Heritage Park Amenities Upgrade	\$0.3m



ROADS

 Neville Road Heavy Patching	\$1.0m
 Tallwood Rd	\$0.7m
 Barry Rd	\$0.7m
 Hobbys Yards Rd	\$0.4m
 Forest Reefs Road/Tallwood Road Intersection	\$0.5m
 Garland Road	\$0.3m



FOOTPATHS & SHARED PATHWAYS

 Plumb St/Palmer St Footpath – Piggott Pl – Orange Rd	\$0.3m
 Orange Rd Footpath – Binstead St – Palmer St	\$0.1m

BRIDGES, CULVERTS AND STORMWATER

 Four Mile Creek Road Swallow Creek	\$1.5m
 Stabback & Unwin St	\$1.1m

SEWER NETWORK

 Replacement/Lining Sewer Mains	\$0.2m
 Strategic Business Plan & Sewerage Treatment Plant Capacity Upgrade Investigation	\$0.3m

Read more on the Current Projects section of the Council website which includes the funding sources, project scope and timelines for the above works.

Plans, Designs & Studies

DEVELOPMENT CONTROL PLAN REVIEW

Blayney Development Control Plan (DCP) was implemented in 2018 and provides detailed guidance for proposed development within the Blayney Shire. After 5 years of operation, it is time to undertake a review and determine if any updates and/or changes need to be made.

BLAYNEY FLOOD STUDY REVIEW

Council has engaged a specialist consultant to undertake a review of existing flood studies and modelling for the Blayney township. This study will include consideration of overland flow in certain storm events.

DETAILED DESIGN FOR BLAYNEY & MILLTHORPE MAINSTREET PRECINCTS

Following the preparation of concept MasterPlans' for Blayney & Millthorpe Mainstreets', Council will now progress development of detailed survey and designs including defined plans and staging programs so detailed costings can be prepared for consideration by Council for inclusion in Councils Long Term Financial Plan.

CONCEPT MASTER PLANNING BLAYNEY SHOWGROUND

Development of a concept Masterplan for the Blayney Showground will consider opportunities and critically set a strategic direction for guiding future development of the facility.

Income Statement – 4 Years

INCOME STATEMENT – CONSOLIDATED	Projected Years			
	2023/24 \$'000	2024/25 \$'000	2025/26 \$'000	2026/27 \$'000
Income from Continuing Operations				
REVENUE				
Rates & Annual Charges	13,284	15,074	15,595	16,162
User Charges & Fees	1,699	1,805	1,940	1,984
Other Revenues	324	329	340	351
Grants & Contributions provided for Operating Purposes	6,002	5,075	4,653	4,775
Grants & Contributions provided for Capital Purposes	6,329	6,680	503	1,980
Interest & Investment Revenue	647	732	763	792
Other Income:				
Net gains from the disposal of assets	-	12	40	21
Joint Ventures & Associated Entities	25	25	25	25
Total Income from Continuing Operations	28,310	29,732	23,860	26,089
EXPENSES FROM CONTINUING OPERATIONS				
Employee Benefits & On-Costs	7,849	8,185	8,610	8,980
Borrowing Costs	195	173	156	139
Materials & Contracts	6,390	5,670	6,484	6,494
Depreciation & Amortisation	7,418	7,566	7,717	7,871
Other Expenses	1,166	1,258	1,347	1,322
Net Losses from the Disposal of Assets	39	-	-	-
Joint Ventures & Associated Entities	-	-	-	-
Total Expenses from Continuing Operations	23,057	22,852	24,315	24,806
Operating Result from Continuing Operations	5,253	6,880	(454)	1,283
Discontinued Operations - Profit/(Loss)	-	-	-	-
Net Profit/(Loss) from Discontinued Operations	-	-	-	-
Net Operating Result for the Year	5,253	6,880	(454)	1,283
Net Operating Result before Grants and Contributions provided for Capital Purposes	(1,076)	200	(958)	(697)

INCOME STATEMENT - GENERAL FUND	Projected Years			
	2023/24 \$'000	2024/25 \$'000	2025/26 \$'000	2026/27 \$'000
Income from Continuing Operations				
REVENUE:				
Rates & Annual Charges	11,736	13,410	13,865	14,362
User Charges & Fees	1,357	1,438	1,544	1,542
Other Revenues	320	324	336	349
Grants & Contributions provided for Operating Purposes	5,984	5,057	4,634	4,753
Grants & Contributions provided for Capital Purposes	6,122	6,515	337	1,811
Interest & Investment Revenue	395	465	497	507
Other Income:				
Net gains from the disposal of assets	-	12	40	21
Joint Ventures & Associated Entities	25	25	25	25
Total Income from Continuing Operations	25,939	27,246	21,278	23,370
EXPENSES FROM CONTINUING OPERATIONS				
Employee Benefits & On-Costs	7,569	7,911	8,293	8,651
Borrowing Costs	168	151	140	129
Materials & Contracts	5,464	4,673	5,457	5,313
Depreciation & Amortisation	6,681	6,815	6,951	7,090
Other Expenses	1,166	1,258	1,347	1,322
Net Losses from the Disposal of Assets	39	-	-	-
Joint Ventures & Associated Entities	-	-	-	-
Total Expenses from Continuing Operations	21,087	20,807	22,188	22,505
Operating Result from Continuing Operations	4,852	6,439	(911)	864
Discontinued Operations - Profit/(Loss)	-	-	-	-
Net Profit/(Loss) from Discontinued Operations	-	-	-	-
Net Operating Result for the Year	4,852	6,439	(911)	864
Net Operating Result before Grants and Contributions provided for Capital Purposes	(1,270)	(77)	(1,247)	(947)

Projected Years

INCOME STATEMENT - SEWER FUND	2023/24	2024/25	2025/26	2026/27
	\$'000	\$'000	\$'000	\$'000
Income from Continuing Operations				
REVENUE:				
Rates & Annual Charges	1,548	1,664	1,731	1,800
User Charges & Fees	342	367	396	441
Other Revenues	4	4	4	2
Grants & Contributions provided for Operating Purposes	18	18	19	22
Grants & Contributions provided for Capital Purposes	206	165	167	169
Interest & Investment Revenue	252	267	266	285
Other Income:				
Net gains from the disposal of assets	-	-	-	-
Joint Ventures & Associated Entities	-	-	-	-
Total Income from Continuing Operations	2,371	2,486	2,583	2,720
EXPENSES FROM CONTINUING OPERATIONS				
Employee Benefits & On-Costs	280	274	317	329
Borrowing Costs	27	21	16	9
Materials & Contracts	926	998	1,027	1,182
Depreciation & Amortisation	737	752	766	782
Other Expenses	-	-	-	-
Net Losses from the Disposal of Assets	-	-	-	-
Joint Ventures & Associated Entities	-	-	-	-
Total Expenses from Continuing Operations	1,970	2,044	2,126	2,301
Operating Result from Continuing Operations	401	441	456	419
Discontinued Operations - Profit/(Loss)	-	-	-	-
Net Profit/(Loss) from Discontinued Operations	-	-	-	-
Net Operating Result for the Year	401	441	456	419
Net Operating Result before Grants and Contributions provided for Capital Purposes	194	277	289	250

Income Statement - 4 Years: By Activity

	Operating Income \$'000	Operating Expenditure \$'000	Net Cost of Service \$'000
2023/24 NET COST OF SERVICES			
Administration & Support Services			
Governance	84	829	(745)
Executive Support Services	12	696	(684)
Corporate Support Services	243	1,866	(1,624)
Engineering Support Services	140	2,001	(1,861)
Environmental Support Services	5	385	(379)
Public Order & Safety			
Rural Fire Services	46	487	(441)
Animal Control	13	134	(122)
Emergency Services		66	(66)
Health			
Health/Food Control	9	18	(10)
Environment			
Noxious Plants		126	(126)
Domestic Waste Management	1,148	1,259	(112)
Other Waste Management	615	544	71
Street Cleaning		194	(194)
Urban Stormwater Drainage	80	292	(212)
Community Services & Education			
Community Services Administration		7	(7)
Families & Children Services		5	(5)
Youth Services	3	6	(3)
Housing & Community Amenities			
Public Cemeteries	76	96	(20)
Public Conveniences	7	181	(175)
Street Lighting	25	84	(59)
Town Planning	165	336	(171)
Sewer Supplies			
Sewerage Services	2,165	1,970	194
Recreation & Culture			
Public Libraries	83	264	(181)
Blayney Shire Community Centre	18	177	(158)
Public Halls (Villages and CWA)	2	32	(31)
Other Cultural Services		27	(27)
CentrePoint Sports & Leisure Centre		1,014	(1,014)
Sporting Grounds	21	418	(397)
Parks & Gardens		1,099	(1,099)
Showground	112	334	(222)
Manufacturing & Construction			
Building Control	232	260	(28)
Quarries & Pits	376	345	31
Transport & Communication			
Local Roads	2,451	5,411	(2,959)
Regional Roads	347	272	75
Local Bridges		482	(482)
Footpaths		150	(150)
Kerb & Guttering		170	(170)
Other Transport & Communication	533	600	(67)
Economic Affairs			
Tourism & Area Development	36	316	(279)
Industrial Development Promotion	12	35	(22)
Private Works	99	79	20
Real Estate	8	19	(10)
General Purpose Revenue			
Net Rates & Annual Charges	10,321	(29)	10,350
Financial Assistance Grant	2,083		2,083
Interest on Investments	387		387
Joint Ventures	25		25
	21,981	23,057	(1,076)

2024/25 NET COST OF SERVICES	Operating Income \$'000	Operating Expenditure \$'000	Net Cost of Service \$'000
Administration & Support Services			
Governance	90	692	(602)
Executive Support Services	13	728	(715)
Corporate Support Services	198	1,900	(1,703)
Engineering Support Services	175	1,742	(1,567)
Environmental Support Services	6	402	(397)
Public Order & Safety			
Rural Fire Services	46	519	(473)
Animal Control	13	141	(128)
Emergency Services		70	(70)
Health			
Health/Food Control	9	19	(10)
Environment			
Noxious Plants	-	135	(135)
Domestic Waste Management	1,237	1,340	(103)
Other Waste Management	665	582	82
Street Cleaning		206	(206)
Urban Stormwater Drainage		216	(216)
Community Services & Education			
Community Services Administration		7	(7)
Families & Children Services		5	(5)
Youth Services	3	7	(3)
Housing & Community Amenities			
Public Cemeteries	82	101	(19)
Public Conveniences	7	191	(183)
Street Lighting	25	90	(65)
Town Planning	178	353	(175)
Sewer Supplies			
Sewerage Services	2,321	2,044	277
Recreation & Culture			
Public Libraries	85	288	(203)
Blayney Shire Community Centre	19	184	(165)
Public Halls (Villages and CWA)	2	33	(32)
Other Cultural Services		29	(29)
CentrePoint Sports & Leisure Centre		1,063	(1,063)
Sporting Grounds	22	439	(416)
Parks & Gardens	(0)	1,145	(1,145)
Showground	24	254	(230)
Manufacturing & Construction			
Building Control	250	272	(22)
Quarries & Pits	386	364	22
Transport & Communication			
Local Roads	2,038	5,555	(3,518)
Regional Roads	348	287	62
Local Bridges	2	482	(480)
Footpaths	-	153	(153)
Kerb & Guttering	-	174	(174)
Other Transport & Communication	141	202	(61)
Economic Affairs			
Tourism & Area Development	39	329	(290)
Industrial Development Promotion	13	37	(23)
Private Works	102	84	18
Real Estate	7	16	(9)
General Purpose Revenue			
Net Rates & Annual Charges	11,878	(29)	11,907
Financial Assistance Grant	2,146	-	2,146
Interest on Investments	456	-	456
Joint Ventures	25	-	25
	23,052	22,852	200

2025/26 NET COST OF SERVICES	Operating Income \$'000	Operating Expenditure \$'000	Net Cost of Service \$'000
Administration & Support Services			
Governance	94	770	(676)
Executive Support Services	13	757	(743)
Corporate Support Services	205	2,009	(1,804)
Engineering Support Services	178	2,392	(2,215)
Environmental Support Services	6	418	(412)
Public Order & Safety			
Rural Fire Services	48	536	(488)
Animal Control	14	146	(132)
Emergency Services		73	(73)
Health			
Health/Food Control	10	20	(10)
Environment			
Noxious Plants		140	(140)
Domestic Waste Management	1,252	1,386	(134)
Other Waste Management	689	603	86
Street Cleaning		213	(213)
Urban Stormwater Drainage		221	(221)
Community Services & Education			
Community Services Administration		7	(7)
Families & Children Services		5	(5)
Youth Services	4	7	(3)
Housing & Community Amenities			
Public Cemeteries	85	104	(19)
Public Conveniences	8	197	(189)
Street Lighting	25	93	(68)
Town Planning	184	366	(182)
Sewer Supplies			
Sewerage Services	2,416	2,126	289
Recreation & Culture			
Public Libraries	87	300	(213)
Blayney Shire Community Centre	20	189	(169)
Public Halls (Villages and CWA)	2	34	(32)
Other Cultural Services		30	(30)
CentrePoint Sports & Leisure Centre		1,092	(1,092)
Sporting Grounds	23	452	(429)
Parks & Gardens		1,180	(1,180)
Showground	25	261	(236)
Manufacturing & Construction			
Building Control	260	282	(22)
Quarries & Pits	451	430	21
Transport & Communication			
Local Roads	1,563	5,702	(4,139)
Regional Roads	355	297	58
Local Bridges		484	(484)
Footpaths		156	(156)
Kerb & Guttering		177	(177)
Other Transport & Communication	147	206	(59)
Economic Affairs			
Tourism & Area Development	40	344	(303)
Industrial Development Promotion	14	38	(24)
Private Works	106	87	19
Real Estate	5	13	(8)
General Purpose Revenue			
Net Rates & Annual Charges	12,305	(30)	12,334
Financial Assistance Grant	2,210		2,210
Interest on Investments	489		489
Joint Ventures	25		25
	23,357	24,315	(958)

2026/27 NET COST OF SERVICES	Operating Income \$'000	Operating Expenditure \$'000	Net Cost of Service \$'000
Administration & Support Services			
Governance	98	702	(604)
Executive Support Services	14	783	(769)
Corporate Support Services	213	2,079	(1,866)
Engineering Support Services	183	2,273	(2,089)
Environmental Support Services	6	432	(426)
Public Order & Safety			
Rural Fire Services	50	554	(504)
Animal Control	15	151	(137)
Emergency Services		75	(75)
Health			
Health/Food Control	10	21	(10)
Environment			
Noxious Plants		145	(145)
Domestic Waste Management	1,295	1,433	(138)
Other Waste Management	714	624	91
Street Cleaning		220	(220)
Urban Stormwater Drainage		225	(225)
Community Services & Education			
Community Services Administration		7	(7)
Families & Children Services		5	(5)
Youth Services	4	7	(3)
Housing & Community Amenities			
Public Cemeteries	88	108	(19)
Public Conveniences	8	204	(196)
Street Lighting	28	96	(68)
Town Planning	191	379	(188)
Sewer Supplies			
Sewerage Services	2,551	2,301	250
Recreation & Culture			
Public Libraries	89	307	(218)
Blayney Shire Community Centre	21	195	(174)
Public Halls (Villages and CWA)	2	35	(33)
Other Cultural Services		31	(31)
CentrePoint Sports & Leisure Centre		1,122	(1,122)
Sporting Grounds	24	466	(442)
Parks & Gardens		1,216	(1,216)
Showground	26	268	(243)
Manufacturing & Construction			
Building Control	270	292	(21)
Quarries & Pits	407	388	19
Transport & Communication			
Local Roads	1,577	5,852	(4,276)
Regional Roads	357	307	50
Local Bridges		485	(485)
Footpaths		159	(159)
Kerb & Guttering		181	(181)
Other Transport & Communication	153	210	(57)
Economic Affairs			
Tourism & Area Development	42	357	(315)
Industrial Development Promotion	14	39	(25)
Private Works	109	90	19
Real Estate	4	10	(6)
General Purpose Revenue			
Net Rates & Annual Charges	12,746	(31)	12,777
Financial Assistance Grant	2,276		2,276
Interest on Investments	498		498
Joint Ventures	25		25
	24,109	24,806	(697)

Capital Expenditure Program – 4 Years

Capital Expenditure Program 2023/24	Original Budget 2023/24	Project Funded By*			
		General	Grants & Contributions	Restriction/ Borrowings	Other
Buildings					
Council Buildings & Public Halls					
Building Renewal Work	50,000	50,000			
Heritage Park Amenities Upgrade	300,000		300,000		
King George Oval Grandstand Refurbishment	126,001		126,001		
Total Buildings	476,001	50,000	426,001	-	-
Other Structures					
Public Cemeteries					
Infrastructure Works	11,250	11,250			
Bore - Waste Facility	30,000			30,000	
Parks, Recreation & Sporting Grounds					
Village Enhancement Program	144,500				144,500
Total Other Structures	185,750	11,250	-	30,000	144,500
Plant & Equipment					
Information Technology					
Councillors - iPad Replacement/Accessories	2,500	2,500			
Mobile Device Replacements	4,100	4,100			
Mobile Phone Replacements	4,100	4,100			
Aerial Imagery	18,500	18,500			
Fleet Replacement Program**					
Minor Plant & Tools Replacement	31,980	31,980			
Light Vehicle Replacements	570,960	505,440		65,520	
P56 - Loader Hyundai HL740-9	249,600			249,600	
P38 - Volvo 12t Tipper	322,400			322,400	
P170 - Dog Trailer	93,600			93,600	
P98 - Slasher	15,600			15,600	
P98 - Flail Mower	20,800			20,800	
Minor Plant & Equipment					
Minor Assets - Administration Office	3,550	3,550			
Minor Assets - Blayney Library	17,996		17,996		
Minor Assets - Community Centre	6,100	6,100			
Blayney Community Centre -Fridges	11,600	11,600			
Total Plant & Equipment	1,373,386	587,870	17,996	767,520	-

Capital Expenditure Program 2023/24

	Original Budget 2023/24	Project Funded By*			
		General	Grants & Contributions	Restriction/ Borrowings	Other
Infrastructure					
Urban Stormwater					
Renewals	67,750	67,750			
Stabback & Unwin Street	1,111,142	136,540	974,602		
Shared Pathways & Footpaths					
Footpath Renewals	49,955	49,955			
Plumb St/Palmer St FP - Piggott Pl - Orange Rd	280,758		280,758		
Orange Rd FP - Binstead St - Palmer St	129,524		129,524		
Road Rehabilitation Local Roads					
Browns Creek Road - Preliminary Works	89,145		89,145		
Richards Lane - Preliminary Works	145,000		145,000		
Forest Reefs Road/Tallwood Road Intersection	540,564		540,564		
Tallwood Road	650,000		650,000		
Barry Road	650,000		650,000		
Garland Road	330,000		330,000		
Neville Road	985,832		985,832		
Hobbys Yards Road	385,000		385,000		
Errowanbang Road/Panuara Road Intersection	121,065		121,065		
Waste Facility Entrance Rd Rehabilitation	140,000			140,000	
Gravel Resheeting Program	403,650	403,650			
Heavy Patching Program	548,550	548,550			
Reseal Program	439,875	439,875			
Bridges & Culverts					
Matthews Road, Cowriga Creek Barrier Renewal	90,000	90,000			
Four Mile Creek Rd - Swallow Creek	1,524,900	250,000	1,274,900		
Total Infrastructure	8,682,710	1,986,320	6,556,390	140,000	-
Sewerage Infrastructure					
Network Assets					
Replacement of pumps in SPS (incl Millthorpe)	34,847			34,847	
Odour control blower	19,120			19,120	
Decanter (rubber bellows, wire rope, motor and gear box)	30,000			30,000	
Wastewater Mixing Equipment & Aerators	105,500			105,500	
Lining/Replacement of Sewer Mains	225,000			225,000	
Recycled Water Treatment Plant - Flood Protection	50,000		50,000		
Strategic Business Plan & STP Capacity Upgrade Preliminary Work	320,000			320,000	
Total Sewerage Infrastructure	784,467	-	50,000	734,467	-
TOTAL CAPITAL EXPENDITURE	11,502,314	2,635,440	7,050,387	1,671,987	144,500

* Funding source is subject to change dependent on whether grant funding opportunities become available

** Represents gross replacement value of new fleet which is partially funded by sale of existing asset

Capital Expenditure Program 2024/25

	Original Budget 2024/25	Project Funded By*			
		General	Grants & Contributions	Restriction/ Borrowings	Other
Buildings					
Council Buildings & Public Halls					
Building Renewals	51,750	51,750			
Total Buildings	51,750	51,750	-	-	-
Other Structures					
Public Cemeteries					
Infrastructure Works	11,550	11,550			
Parks, Recreation & Sporting Grounds					
Village Enhancement Program	151,000				151,000
Total Other Structures	162,550	11,550	-	-	151,000
Plant & Equipment					
Information Technology					
Councillors - iPad Replacement/Accessories	16,500	16,500			
Mobile Device Replacements	4,203	4,203			
Mobile Phone Replacements	4,203	4,203			
Server Replacement	11,000	11,000			
PC Replacements	55,000	55,000			
Supply and Install of Storage Area Network (SAN)	10,000	10,000			
Fleet Replacement Program**					
Minor Plant & Tools Replacement	33,259	33,259			
Light Vehicle Replacement	694,387	614,349		80,038	
P660 - Dynapac CA3500	156,832			156,832	
P661 - Dynapac CA3500	156,832			156,832	
P662 - Dynapac CA3500	156,832			156,832	
P663 - Dynapac CA500PD	205,504			205,504	
P40 - Isuzu NH Rigid Haul Truck	86,528			86,528	
P601 - Hino 500 Series	125,466			125,466	
P602 - Hino 500 Series	125,466			125,466	
P603 - Hino 500 Series	125,466			125,466	
P77 - John Deere 6095MC	81,120			81,120	
P78 - John Deere 6095MC	81,120			81,120	
Minor Plant & Equipment					
Minor Assets - Administration Office	3,650	3,650			
Minor Assets - Community Centre	6,250	6,250			
Minor Assets - Blayney Library	18,446		18,446		
Total Plant & Equipment	2,158,064	758,414	18,446	1,381,204	-

Capital Expenditure Program 2024/25

	Original Budget 2024/25	Project Funded By*			
		General	Grants & Contributions	Restriction/ Borrowings	Other
Infrastructure					
Urban Stormwater					
Renewals	69,400	69,400			
Shared Pathways & Footpaths					
Footpath Renewals	51,204	51,204			
Heritage Pavement for Millthorpe Village - Victoria St - Montgomery St	284,568		284,568		
Charles St - FP - Adelaide St - Osman St (Blayney AMP 8)	51,142	51,142			
Hawke St - FP - Stirling Pl - Ewin St (Blayney AMP 21)	30,442	30,442			
Ewin St - FP - Existing - Palmer Street (Blayney AMP 18)	18,265	18,265			
Toomey St Kerb Ramps - Toomey St - Trunkey St (Newbridge AMP 2)	1,948	1,948			
Blayney St - FP - Caloola St - Railway Bridge (Newbridge AMP 3)	49,403	49,403			
Kerb & Gutter					
Network Renewals	66,000	66,000			
Road Rehabilitation Local Roads					
Browns Creek Road	600,000		600,000		
Richards Lane	2,150,000		2,150,000		
Hobbys Yards Road	2,000,000		2,000,000		
Gravel Resheeting Program	417,778	417,778			
Heavy Patching Program	800,000	262,699	537,301		
Reseal Program	455,271	455,271			
Bridges & Culverts					
Culvert Renewal Program	172,828	172,828			
Brady Rd Culvert - Investigation	10,000	10,000			
Newbridge Rd Culvert	360,000		360,000		
Carcoar Dam Rd Culvert	67,172	67,172			
Total Infrastructure	7,655,420	1,723,551	5,931,869	-	-
Sewerage Infrastructure					
Network Assets					
Step Screen - Replacement	90,456			90,456	
Lining/Replacement of Sewer Mains	230,000			230,000	
Total Sewerage Infrastructure	320,456	-	-	320,456	-
TOTAL CAPITAL EXPENDITURE	10,348,240	2,545,265	5,950,315	1,701,660	151,000

* Funding source is subject to change dependent on whether grant funding opportunities become available

** Represents gross replacement value of new fleet which is partially funded by sale of existing asset

Capital Expenditure Program 2025/26

	Original Budget 2025/26	Project Funded By*			
		General	Grants & Contributions	Restriction/ Borrowings	Other
Buildings					
Council Buildings & Public Halls					
Building Renewal Works	53,561	53,561			
Total Buildings	53,561	53,561	-	-	-
Other Structures					
Public Cemeteries					
Infrastructure Works	11,850	11,850			
Parks, Recreation & Sporting Grounds					
Village Enhancement Program	157,500				157,500
Total Other Structures	169,350	11,850	-	-	157,500
Plant & Equipment					
Information Technology					
Councillors - iPad Replacement/Accessories	2,500	2,500			
Mobile Device Replacements	4,308	4,308			
Mobile Phone Replacements	4,308	4,308			
Corporate Management System upgrade	350,000	350,000			
UPS Battery Back up	8,500	8,500			
Fleet Replacement Program**					
Minor Plant & Tools Replacement	34,590	34,590			
Light Vehicle Replacements	668,169	546,684		121,485	
P43 - Isuzu NPR55-155 MWB	104,612			104,612	
P52 - Grader Cat 12M	518,932			518,932	
P630 - Isuzu watercart	309,338			309,338	
P631 - Isuzu Watercart	309,338			309,338	
P72 - John Deere 5725 awd bucket	95,613			95,613	
LC005 - Flail mower	37,121			37,121	
LC006 - Flail mower	37,121			37,121	
LC007 - Flail mower	22,497			22,497	
LC008 - Flail mower	22,497			22,497	
Sewer jetting trailer	95,613			95,613	
Minor Plant & Equipment					
Minor Assets - Administration Office	3,750	3,750			
Minor Assets - Community Centre	6,400	6,400			
Minor Assets - Blayney Library	18,907		18,907		
Total Plant & Equipment	2,654,114	961,040	18,907	1,674,167	-

Capital Expenditure Program 2025/26

	Original Budget 2025/26	Project Funded By*			
		General	Grants & Contributions	Restriction/ Borrowings	Other
Infrastructure					
Urban Stormwater					
Renewals	71,000	71,000			
Shared Pathways & Footpaths					
Footpath Renewals	52,484	52,484			
Medway St - Kerb Blisters - Somers PI - Highway (Blayney AMP 7)	8,915	8,915			
Carcoar St - FP - Ogilvy St - Carcoar St (Blayney AMP 15)	8,737	8,737			
Osman St FP - Existing - Martha St (Blayney AMP AD8)	13,729	13,729			
Kurt Fearnley Park - Flood Plain Access (Carcoar AMP AD1)	14,264	14,264			
Carcoar St/Crouch St - FP - Public Hall - Park (Neville AMP 1)	93,000	93,000			
Road Rehabilitation Local Roads					
Forest Reefs Road	781,042	781,042			
Dakers Oval Carpark	38,800	38,800			
Gravel Resheeting Program	432,400	432,400			
Heavy Patching Program	587,620	587,620			
Reseal Program	471,205	471,205			
Total Infrastructure	2,573,197	2,573,197	-	-	-
Sewerage Infrastructure					
Network Assets					
Odour Control Blower	28,275			28,275	
Electrical Replacements	217,532			217,532	
Lining/Replacement of Sewer Mains	235,000			235,000	
Total Sewerage Infrastructure	480,807	-	-	480,807	-
TOTAL CAPITAL EXPENDITURE	5,931,029	3,599,648	18,907	2,154,974	157,500

* Funding source is subject to change dependent on whether grant funding opportunities become available

** Represents gross replacement value of new fleet which is partially funded by sale of existing asset

Capital Expenditure Program 2026/27

	Original Budget 2026/27	Project Funded By*			
		General	Grants & Contributions	Restriction/ Borrowings	Other
Buildings					
Council Buildings & Public Halls					
Building Renewal Works	55,436	55,436			
Visitor Information Centre - Verandah Replacement	70,000	70,000			
Parks, Recreation & Sporting Grounds					
Napier Oval Kiosk Upgrade	150,000		150,000 *		
Total Buildings	275,436	125,436	150,000	-	-
Other Structures					
Public Cemeteries					
Infrastructure Works	12,150	12,150			
Parks, Recreation & Sporting Grounds					
Village Enhancement Program	164,500				164,500
Total Other Structures	176,650	12,150	-	-	164,500
Plant & Equipment					
Information Technology					
Councillors - iPad Replacement/Accessories	2,500	2,500			
Mobile Device Replacements	4,415	4,415			
Mobile Phone Replacements	4,415	4,415			
CCTV Cameras	10,000	10,000			
Fleet Replacement Program**					
Minor Plant & Tools Replacement	35,973	35,973			
Light Vehicle Replacements	664,480	664,480			
PHV001 Isuzu Dual Cab Tipper	107,627			107,627	
PSV001 Hino Streetsweeper	375,525			375,525	
PSV002 Isuzu Patching Truck	380,204			380,204	
HP004 - CAT 432F2 Backhoe	245,670			245,670	
LC001 - John Deere F1585 mower	64,927			64,927	
LC002 - John Deere F1585 mower	64,927			64,927	
P89 Trimax Mower - Winged	23,397			23,397	
P208 - Road broom	52,644			52,644	
Minor Plant & Equipment					
Minor Assets - Administration Office	3,850	3,850			
Minor Assets - Blayney Library	19,380		19,380		
Minor Assets - Community Centre	6,550	6,550			
Blayney Community Centre - Commercial Freezer	5,000	5,000			
Total Plant & Equipment	2,071,484	737,183	19,380	1,314,921	-

Capital Expenditure Program 2026/27

	Original Budget 2026/27	Project Funded By*			
		General	Grants & Contributions	Restriction/ Borrowings	Other
Infrastructure					
Urban Stormwater					
Renewals	72,800	72,800			
Shared Pathways & Footpaths					
Footpath Renewals	70,854	70,854			
Mt Errol St FP - Polona St - Mt Errol Existing (AMP 12)	69,083	69,083			
Heritage Park SP around park - Martha St - Adelaide St (AMP 13)	255,865		255,865*		
Crowson St - Pearce St - Montgomery St (AMP 9C)	69,936	69,936			
Olive St FP - Silver St - Copper St (AMP 6)	58,849	58,849			
Road Rehabilitation Local Roads					
Mandurama Road	1,219,590	609,795	609,795*		
Renewals	750,000	750,000			
Hobbys Yard Road	900,000	450,000	450,000*		
Heavy Patching Program	608,187	608,187			
Reseal Program	487,697	487,697			
Gravel Resheeting Program	447,534	447,534			
Bridges & Culverts					
Culvert Renewal Program	267,500	267,500			
Naylor Street Bridge - Abutment Repairs	100,000	100,000			
Total Infrastructure	5,377,895	4,062,235	1,315,660	-	-
Sewerage Infrastructure					
Network Assets					
Electrical Replacements	40,835			40,835	
Fencing	14,375			14,375	
Lining/Replacement of Sewer Mains	240,000			240,000	
Total Sewerage Infrastructure	295,210	-	-	295,210	-
TOTAL CAPITAL EXPENDITURE	8,196,675	4,937,004	1,485,040	1,610,131	164,500

* Funding source is subject to change dependent on whether grant funding opportunities become available, grant funding is not guaranteed for 2026/27

** Represents gross replacement value of new fleet which is partially funded by sale of existing asset

How Council Raises its Revenue from Ratepayers

There are two types of revenue raised from ratepayers. The general approach adopted by Council in its revenue policy for each type of revenue is as follows:

Fees and Charges

These are the fees for particular services provided where the use of the service is discretionary or the charge only applies to the individual ratepayers who use the service. In these cases Council's policy is:

- ▶ where possible, to set the charges to recover the full attributed cost of providing the service; or
- ▶ where not possible, and therefore the cost of the service is subsidised by all ratepayers, to clearly show the extent of the subsidy. Some subsidies are unavoidable because of regulatory caps on the fee that can be charged.

Council has embarked on a program aimed at thoroughly investigating the roles and functions undertaken by Council and how these functions are funded. This will include a detailed review of service levels and the setting of fees and charges.

Rates

Rates are levied annually on each registered property owner in the Shire. Council's policy is to set rates at a level that will ensure Council's long term financial sustainability, taking into account:

- ▶ the services which the community expects Council to provide;
- ▶ the cost of maintaining and replacing assets;
- ▶ the expected level of income from grants;
- ▶ the servicing of a prudent level of borrowings, to preserve intergenerational equity; and
- ▶ the need to cover subsidies in the cost of providing services not fully recouped from fees and charges.

They are tempered by the community's ability to pay as ascertained through formal consultation.

Allocation of rate burden between ratepayers

Council recognises that rates are a tax and should therefore:

- ▶ comply with the principles of taxation including equity, efficiency, simplicity and sustainability; and
- ▶ be applied for the overall public benefit of all ratepayers.

In considering the rating structure for the Shire, Council seeks to achieve a reasonable and equitable distribution of the rate burden across all categories of ratepayers. It does this by structuring the rate by:

- dividing rateable land into sub-categories having similar characteristics;
- dividing the ordinary rate into:
 - a base rate; and
 - an ad valorem rate; and
- using special rates where appropriate for specific projects or well defined purposes.

Categories of rateable land

Under the Local Government Act there are 4 permissible categories of rateable land: residential, farmland, business and mining. Councils have discretion to divide these categories into sub-categories for the purpose of making the ordinary rates applicable to each of them. Residential sub-categories must be rural residential or based on centres of population and business sub-categories must be based on centres of activity.

Ordinary rates

Ordinary rates must be levied by Council each year.

Each Council may structure its ordinary rate:

- ▶ entirely as an ad valorem rate (i.e. cents in the dollar on the Valuer-General's unimproved capital valuation), which may be subject to a minimum amount; or
- ▶ as a base amount plus an ad valorem amount, in which case the base amount for a category or sub-category cannot raise more than 50% of the rates for that category or sub-category.

Council has adopted a policy of using the second or two-part rating structure by levying a base amount plus an ad valorem amount, for the reasons explained below.

Ordinary Rates are applied to properties on the basis of independent valuations supplied to Council on all rateable properties within the Shire boundaries by Land and Property Information NSW.

In accordance with s497 of the Local Government Act 1993 the structure of the Ordinary Rate comprises:

- i) a base amount; plus
- ii) an ad valorem component (i.e. a rate levied on the unimproved land value).

Each property is categorised into one of four rating categories. The property is then sub-categorised which determines the base amount and the ad valorem rate that is levied on that property.

Base amounts

The base amount, which is a component of the ordinary rate, is a set dollar amount for each sub-category. Council uses a base amount in recognition of the fact that there are basic services provided by Council and general administrative and overhead costs that benefit all properties regardless of rateable value, which in equity should be borne equally by all ratepayers. It also avoids the uneven distribution of the rate burden that would result from a wholly ad valorem rate structure. Base amounts tend to eliminate highs and lows in the total rate burden within each sub-category.

Base rates are used by Councils to reflect the costs of service provision and operational requirements of the organisation. In principle, the base rates should reflect the required costs that need to be met by a Council and its community before other works or services are provided. This includes costs associated with insurance, contributions to the NSW Rural Fire Service and Town Fire Brigades, libraries, museums, electricity and gas and some wages. In setting the base amount for each sub-category Council has sought to achieve a fair and equitable balance between the ratepayers in each sub-category and between sub-categories.

Under Local Government legislation Council is allowed to raise up to 50% of its rates income from base rates and the remainder from ad valorem rates based on the Valuer Generals assessment of a property's Unimproved Capital Value (UCV). In past years Council has set its base rates well below the 50% mark. As the costs of living have increased and government subsidies to Council have reduced, the cost of common services of Council to operate have increased.

Ad valorem rates

Once the base amount is set, the balance of the ordinary rates is calculated as a percentage of the Valuer-General's valuation for each parcel of land. It is a principle of local government rating in NSW that the majority of the rate burden is imposed based on the value of rateable property, so this must remain the primary and predominant determinant of overall rates.

The current base date for all valuations in the Shire is 1 July 2022 and was effective from 1 July 2023.

Special rate variations

Special rate variations have been levied by Council for specific projects. They may be levied on all rateable land in the Shire or only part of it. Council currently has in effect for the 2023/24 Operational Plan a Special Rate Variation for funding the program of infrastructure renewal for roads, bridges, footpaths and buildings within the Blayney Shire.

Pensioner rates concessions

In accordance with NSW State government policy, as embodied in s.575 of the Local Government Act 1993, Council allows eligible pensioners a concession of \$250 on their assessments for rates and domestic waste management charges. Some part of this is recouped from government, but a substantial part of this concession falls to be borne by

Council or, effectively, non-concessional ratepayers. For the 2022/23 year pensioner concessions were allowed on 581 rate assessments. The rates yield in the tables above is gross revenue before allowing for these concessions.

Hardship policy

Ratepayers who are suffering genuine hardship in payment of their rates may apply to Council for special consideration. This may include agreement to a periodical payment arrangement or in some cases reduction or waiver of interest on overdue rates. Full details are set out in the Pensioner and Rates Hardship Policy (policy 5E) available on Council's website.

Rates and Annual Charges

Rating Structure for the 2023/24 Rating Year

As an organisation, Council is committed to providing revenue-raising policies, which are simple, fair, uniform and more importantly acceptable to the wider community. Council, at all times, strives to make more effective, efficient and economic use of all available resources by fostering a co-operative approach within the organisation specifically and the broader community generally.

The Local Government Act 1993 prescribes that Council may raise revenue in a number of different ways. These include rates, charges, fees, grants, borrowings and investments.

Included in this Revenue Policy is Council's pricing policy, proposed borrowings and a schedule of Fees and Charges. Following are the forms of charges that Council will be levying on properties in the 2023/24 Financial Year.

Rate structure 2023/24

Pursuant to s.405 of the Local Government Act, Council must have for inspection at its office a map¹ that shows the parts of its area to which each category, and sub-category, of the ordinary rate and each special rate included in the draft operational plan applied during a period of public exhibition.

Council has proposed the following restructure for a total increase to rates income of 3.7% per the approved Rate peg. The following rates structure for 2023/24 is proposed:

Rating Structure for the 2023/2024 Rating Year

Name of Category/Sub Category	No. of Assessments	Base Rate	Ad Valorem	Land Value	Total Yield	Average Rate	% Yield from Base Amount
Residential							
Ordinary Rate	1,200	\$370	0.00112911	\$405,175,200	\$901,487	\$751.24	49.25%
Blayney & Carcoar	1,407	\$370	0.00230344	\$240,286,300	\$1,074,075	\$763.38	48.47%
Millthorpe	330	\$370	0.00110024	\$118,187,000	\$252,134	\$764.04	48.43%
Business							
Ordinary Rate	128	\$475	0.00370041	\$31,780,510	\$178,401	\$1,393.76	34.08%
Business Blayney	171	\$475	0.00613150	\$24,733,700	\$232,880	\$1,361.87	34.88%
Business Millthorpe & Carcoar	56	\$475	0.00341157	\$14,951,900	\$77,609	\$1,385.88	34.27%
Farmland							
Ordinary Rate	720	\$600	0.00127720	\$1,523,393,130	\$2,377,681	\$3,302.33	18.17%
Mining							
Ordinary Rate	1	\$1,200	0.03704824	\$564,000	\$18,542	\$18,542.01	6.47%
Mining Gold		\$1,200	0.04357993				
Mining Gold / Copper Combined	1	\$1,200	0.04185352	\$116,400,000	\$4,872,950	\$4,872,949.96	0.02%
Total Yield				\$2,475,471,740	\$9,985,759		

Annual Charges Sewer Services for Blayney and Millthorpe

For Residential Properties

A uniform sewerage charge is applied to all residential customers in accordance with the Department of Environment, Climate Change and Water Best Practice sewer pricing guidelines.

Sewerage Charges have been set to meet the requirements of the State Government Best-Practice Management of Water and Sewerage guidelines that requires prices to be set based on long term strategic business planning and full cost recovery. The following wastewater (sewerage) service charges for 2023/24 are proposed:

Residential

	Access Charge	No. of Properties	Total Yield
Connected	\$800	1,544	\$1,235,200
Vacant (Unconnected)	\$412	123	\$50,676
Estimated Total Yield			\$1,285,876

¹ These maps are available for inspection at Council's Administration Office at 91 Adelaide Street, Blayney. They may also be accessed from Council website on: <https://maps.blayney.nsw.gov.au/intramaps90public/default.htm?project=BSCExternal&module=Rates> option under Rates in the Module Menu.

For Non-residential Properties

A two-part tariff, being a Connection Charge and a Usage Charge will be applied. Non-Residential properties include multiple occupancies, such as non-strata flats and units, and those properties which are categorised as “Business” for rating purposes.

The **Connection Charge** is determined by multiplying the access charge applicable to the water service connection size, by the Sewerage Discharge Factor (SDF).

The **Usage Charge** is the estimated % of a customer’s water consumption that is discharged into the sewer. It is determined by multiplying the number of kilolitres of water consumed, by the SDF, and then by the scheduled per kilolitre usage charge determined by Council.

Council issues sewer usage charges every three months in arrears and are included on the rates instalment notice.

The SDF is a customer’s estimated volume discharged into the sewerage system to the customer’s total water consumption. For non-residential properties the SDF varies based on the usage requirements of a customer’s enterprise.

Proposed Non-Res Sewer Charges for 2023/24

	Annual Charge (Prior to SDF Factor)	No. of Properties	Quarter Charge before SDF applied	Min. quarterly amount charged
20mm Water Service	\$668	161	\$167	\$200
25mm Water Service	\$1,020	21	\$255	\$200
32mm Water Service	\$1,662	18	\$415	\$200
40mm Water Service	\$2,604	11	\$651	\$200
50mm Water Service	\$4,060	24	\$1,015	\$200
80mm Water Service	\$10,380	1	\$2,595	
100mm Water Service	\$16,272	6	\$4,068	
150mm Water Service	\$36,620	2	\$9,155	
Vacant/Unmetered	\$412	54		
Usage Charge (per kl)	\$1.71			
Estimated Total Yield				\$452,282

Future Sewerage Infrastructure Subsidy Charge

Council has prepared a Sewerage Development Servicing Plan which informs Council of the Developer Charges to be applied to new development. The Developer Charges are levied under s.64 of the Local Government Act and contribute to funding Council’s future expansion of the sewerage infrastructure as a result of the new development.

The Development Servicing Plan is prepared in accordance with the 2016 Developer Charges Guidelines for Water Supply, Sewerage and Stormwater issued by the Minister for Lands and Water, pursuant to s.306(3) of the Water Management Act.

Council has elected to levy Developer Charges lower than the calculated Developer Charges for the 2 service areas, Blayney and Millthorpe. The Developer Charges have been set in consideration of financial, social and environmental factors to determine a Developer Charge which is balanced, fair and meets Council’s objectives. The cross-subsidy, resulting from capping of Developer Charges, must be disclosed in Council’s DSP, annual Operational Plan and Annual Report.

The amount determined per Typical Residential Bill (TRB) is disclosed below and will apply to all properties as follows:



Future Sewerage Infrastructure Subsidy Charge

	Access Charge	No. of Properties	Total Yield
Connected - Residential	\$55	1512	\$83,160
Connected - Business	\$55	242	\$13,310
Vacant (Unconnected)	\$55	123	\$6,765
Estimated Total Yield			\$103,235

Liquid Trade Waste Charges for 2023/24

Commercial (Non-Residential)

	Annual Fee	No. of Properties
Annual Trade Waste Fee	\$124	65
Annual Trade Waste Fee (Large Dischargers Category 3)	\$456	1
Liquid Trade Waste User Charges with Trade Waste Agreement (Category 1, Category 2/2s)	\$2.47	23
Liquid Trade Waste User Charges with No Trade Waste Agreement	\$24.70	12
Excess Mass Chargers for Category (3 Dischargers)	\$as per the table in fees and charges	
Water Testing Charges (if required)	\$320 per quarter	1
Estimated Total Yield		\$72,360

Annual Charges – Waste Management

Domestic Waste Management services are provided to the residents of Blayney, Millthorpe, Carcoar, Lyndhurst, Neville, Panuara, Newbridge, Hobbys Yards, Barry, Forest Reefs and specific rural areas. The service includes a weekly garbage collection service and a fortnightly recycling collection service.

Domestic Waste Management Charge and the Non-Domestic Waste Management Charge reflect the cost to provide this service.

A Waste Management Levy is applied to all properties in the Blayney Shire to create an equitable contribution by all residents towards the operation of the Blayney Waste Facility, in particular management and processing of recycling and green waste, which will incur a significant increase in costs.



Charge Category and Description	Annual Charge	No. of Properties
Waste Management Levy	2023/24	
Waste Management Levy This is waste management charge is applied to all properties funding waste disposal services for the Blayney Shire	\$60	4,119
Domestic Waste Management		
Domestic Waste Management Service Charge This is applied to properties that have a residence within the waste collection area.	\$376	2,661
Domestic Waste Management Availability Charge This charge is applied to properties within the waste collection area that do not have a service but it is available i.e. vacant land	\$68	321
Commercial (Non-Domestic) Waste Management		
Non-Domestic Waste Management Service Charge This is applied to properties for non-domestic properties within the waste collection area	\$484	331
Non-Domestic Waste Management Availability Charge This charge is applied to properties within the waste collection area that do not have a service but it is available i.e. vacant land	\$68	90
Non-Domestic Waste Service Management Charge for Charity and Not Profit Organisations This is applied to the above properties for non-domestic properties within the waste collection area	\$132	15
Extra Services		
Additional Garbage Charge – per red bin	\$344	91
Additional Recycling Charge – per yellow bin	\$140	31
Total Yield		\$1,473,452

Proposed Borrowings

Council determines borrowing requirements in conjunction with the review of its 10-year Long Term Financial Plan (LTFP). The borrowing of funds, if required, will be in accordance with Part 12 - Loans (sections 621,622,623 and 624) of the Local Government Act and the Minister of Local Government Borrowing Order.

The 2023/24 Operational Plan does not allow for any borrowings.

Pricing Policy

The delivery of goods and services within available resources provides the framework behind the determination of Council pricing structure. The recovery of costs in the provision of goods and services is considered central to the efficient operation of the organisation. Adherence to Council's pricing obligations under the Local Government Act 1993, the Local Government Regulations and other legislation may dilute Council's attempt to recover costs in the provision of some goods and services.

Council reserves the right to discount fees and charges below the cost of providing the product where it considers the benefits of this action represent the best interests of the community. Council has specifically identified that the use of the Community Centre and Sporting Facilities will be subsidised.

Council remains responsive to, but not bound by, the recommendations of other government authorities and other interested parties in relation to setting fees and charges. When determining costs Council recognises that the true costs include costs associated with the product such as administrative or supervisory costs. The true cost may also involve the recovery from current customers for future costs.

Generally, Council endeavours to recover the cost of providing the goods and services, recognising its community service obligations and the ability to pay.

The delivery of goods and services within available resources provides the framework behind the determination of Council pricing structure. The recovery of costs in the provision of goods and services is considered central to the efficient operation of the organisation. Adherence to Council's pricing obligations under the Local Government Act 1993, the Local Government Regulations and other legislation may dilute Council's attempt to recover costs in the provision of some goods and services.

Council reserves the right to discount fees and charges below the cost of providing the product where it considers the benefits of this action represent the best interests of the community. Council has specifically identified that the use of the Community Centre and Sporting Facilities will be subsidised which is aligned to the priorities of the Community Strategic Future Direction 4: Enhance facilities and networks that support Community, Sport, Heritage and Culture.

Council remains responsive to, but not bound by, the recommendations of other government authorities and other interested parties in relation to setting fees and charges. When determining costs Council recognises that, the true costs include costs associated with the product such as administrative or supervisory costs. The true cost may also involve the recovery from current customers for future costs.

Generally, Council endeavours to recover the cost of providing the goods and services, recognising its community service obligations and the ability to pay.

In accordance with s.608 of the Local Government Act 1993 and other applicable legislation, Council charges and recovers approved fees for any services it provides as contained within its schedule of fees and charges.

All of Council's fees and charges are reviewed on an annual basis prior to the finalisation of Council's Annual Operational Plan. From time to time, other state agencies may alter statutory fees and these will be automatically updated on the Council's website. Council is authorised pursuant to s.608 to charge and recover an approved fee for any service it provides other than a service provided on an annual basis for which it makes an annual charge under s.501.

In determining its fees under s.608, Council has taken into consideration the following factors as prescribed:

- ▶ The cost to Council of providing the service
- ▶ The price suggested for that service by an relevant industry body or in any schedule of charges published from time to time by the department
- ▶ The importance of the service to the community
- ▶ Any factors specified in the regulations

Also, in accordance with s.404(5) of the Local Government Act, Council is not required to and does not provide any information in its Schedule of Fees of its pricing policy, which could confer a commercial advantage on a competition in respect to Council's business enterprises.

The Fees and Charges are provided as attachment to this document. The following are a summary of Council's pricing policy applied to its Fees and Charges:

Ref.	Pricing Policy	Description
S	Statutory	This is the amount required to be charged by legislation for this activity. Where this principle applies, Council has no discretionary power to alter the amount.
R	Regulatory	Where this principle applies fee received covers up to the maximum amount recommended by the Office of Local Government.
FC	Full Cost Recovery	Priced as to return a total cost recovery of all direct and indirect for the activities provided, including in some cases, making provision for future capital expenditure and commercial mark-ups.
PC	Partial Cost Recovery	Subsidised operations, priced well below the cost of providing this activity, which are of benefit to the community as a whole and undertaken voluntarily by Council or as a requirement of the Act. It is considered that charging at full cost recovery would deprive members of the community of the ability to participate / enjoy these activities.
PG	Public Good	Service provides a broad community benefit at zero cost recovery. It is considered impractical or inconceivable to charge for service on a user basis.
CP	s.711 Contributions Pricing	To ensure s.7.11 developer contributions reflect the costs incurred in providing infrastructure, community facilities / services, open space and recreational facilities, required to meet the additional needs of the community created by new development and by doing so, ensure the local amenity does not diminish.

Goods and Services Tax

Goods and Services Tax (GST) of 10% is payable on several services provided by the Council. In general, GST will not be payable on regulated fees and charges, unless contestable. Fees and Charges regulated under the Local Government Act include planning and development fees, zoning, development application fees and dog registration fees. GST will be generally payable on non-regulated fees unless a specific exemption applies. This document identifies where GST is applicable or is not applicable.

APPENDIX

2023/24 SCHEDULE OF FEES & CHARGES

**Please Note: Statutory fee as advised by responsible authority are subject to change without notice

Function/ Activity	Fee Name	Pricing Principle	Total Fee 2023/24	GST Incl
Administration	Dishonoured Payments			
Administration	- Fee for returned payments (each instance) in addition to bank charge.	PC	\$ 22.00	±
Administration	Black & White Photocopying			
Administration	- A4 Copies (each)	PC	\$ 4.00	±
Administration	- A3 Copies (each)	PC	\$ 5.00	±
Administration	- A2 Copies (each)	PC	\$ 25.00	±
Administration	- A1 Copies (each)	PC	\$ 29.00	±
Administration	- Double Sided - Above fee PLUS 50%	PC		
Administration	Colour Photocopying			
Administration	- A4 Copies (each)	PC	\$ 4.00	±
Administration	- A3 Copies (each)	PC	\$ 5.00	±
Administration	- A2 Copies (each)	PC	\$ 38.00	±
Administration	- A1 Copies (each)	PC	\$ 62.00	±
Administration	- Double Sided – Above fee PLUS 50%	PC		
Administration	GIS Search and Retrieve Information			
Administration	- A4 Sheet	PC	\$ 74.00	±
Administration	- A3 Sheet	PC	\$ 88.00	±
Administration	- A2 Sheet	PC	\$ 120.00	±
Administration	- A1 Sheet	PC	\$ 167.00	±
Administration	- A0 Sheet	PC	\$ 186.00	±
Administration	PA System Hire (Community Groups and Agencies Only)			
Administration	- PA System (per day)	PC	\$ 138.00	±
Administration	- Security Deposit (Refundable)	PC	\$ 100.00	
Administration	Computer Projector Hire (Community Groups and Agencies Only)			
Administration	- Projector (per day)	PC	\$ 221.00	±
Administration	- Security Deposit (Refundable)	PC	\$ 100.00	
Administration	Section 603 Certificates			
Administration	- Certificate Fee	S**	\$ 95.00	
Administration	- Additional Urgent Fee (within 48hrs)	FC	\$ 76.00	±
Administration	- Refund / Cancellation Fee	FC	\$ 35.00	±
Administration	- Duplicate Certificate Fee	FC	\$ 69.00	±
Administration	Subpoena Charges			
Administration	- Ordinary Hours (per hour)	FC	\$ 347.00	±
Administration	- Overtime Hours (per hour)	FC	\$ 465.00	±
Administration	- Urgency Fee (<5 working days notice)	FC	\$ 123.00	±
Administration	*This fee includes the supply of information under the Workplace Injury Management and Workers Compensation Act 1998**			
Administration	Rate enquiry / Property enquiry / Valuation enquiry (fee per property)			
Administration	- Written (per hour)	FC	\$ 130.00	±
Administration	- Per 15 mins	FC	\$ 83.00	±
Administration	Staff Costs			
Administration	- General Manager/Directors per hour	FC	\$ 360.00	±
Administration	- Managers per hour	FC	\$ 286.00	±
Administration	- Clerical/Admin Staff per hour	FC	\$ 213.00	±
Administration	- Works Staff per hour	FC	Full Cost + 30%	±
Administration	- Scanning and Emailing of Documents	FC	Full Cost + 30%	±
Administration	Access to Information – Government Information (Public Access) Act			
Administration	Formal Application			
Administration	- Processing Fee	S**	\$ 30.00	
Administration	- Processing Charge (per hour)	S**	\$ 30.00	
Administration	Internal Review			
Administration	- Processing Fee	S**	\$ 40.00	
Administration	*Note: Applicants are entitled to a 50% reduction of processing charges on financial hardship grounds or if the information required is of special benefit to the public generally.			
Administration	Business Paper Supply			
Administration	- Supply of Business Paper per month (other than current month's Council meeting)	PC	\$ 43.00	±
Administration	- Additional Postage & Handling Charge	PC	\$ 33.00	±
Administration	Corporate Plan Supply			
Administration	- Supply of either Community Strategic Plan, Delivery Program or Operational Plan	PC	\$ 68.00	±
Administration	Rates Hardship provisions apply per Council policy (s.566 Local Government Act)			
Administration	- Copy of rates/instalment notice	PC	\$ 27.00	±
Administration	- Processing fee - refund overpayment of rates	PC	\$ 38.00	±
Administration	- Accrual of Interest on Overdue Rates and Charges	S**	9%	
Administration	- Debt Recovery charges on Overdue Rates and Charges (s.712) including prior legal action, legal action and late stage intervention	FC	Full Cost	
Administration	Sundry Debtors			
Administration	- Debt Recovery charges on Sundry Debtors including late stage intervention and service fee.	FC	Full Cost	±
Engineering	Application for Change of Street Number and Address			

**Please Note: Statutory fee as advised by responsible authority are subject to change without notice

Function/ Activity	Fee Name	Pricing Principle	Total Fee 2023/24	GST Incl
Engineering	- Application Fee	FC	\$ 476.00	±
Engineering	- Administration Fee (if approved)	FC	\$ 222.00	±
Engineering	Permanent Road Closure <i>Applicant to pay all fees to external parties</i>			
Engineering	- Application for Closing of Public Road	R	\$ 387.00	±
Engineering	Temporary Road Closure			
Engineering	- Advertising fee for temporary closures for festivals etc.	R	Full Cost + 30%	±
Engineering	Driveway Access Levels			
Engineering	- Inspection Fee	FC	\$ 168.00	±
Engineering	- Design Fee	FC	\$ 281.00	±
Engineering	- Rural Address Numbers	PC	\$ 36.00	±
Engineering	Kerb and Gutter Security Deposit •Where a concrete kerb and gutter or footpath exists outside a development site (per lineal metre). •Where remediation is to be undertaken by Council, works will be charged at the applicable Private Works rate. Private Works is <i>not exempt</i> . •Works charge under section 247 of the Roads Act may recover the cost of paving, kerb, gutter and footpath. Contribution is 50% and is GST exempt and not allocated to trust.			
Engineering	- Kerb and Gutter (per lineal metre)	FC	\$ 146.00	
Engineering	- Minimum Charge	FC	\$ 583.00	
Engineering	- Footpaths (per square metre)	FC	\$ 162.00	
Engineering	- Minimum Charge	FC	\$ 583.00	
Engineering	Inspections – Road Construction <i>Charge for inspections in respect of road construction by private developers.</i>			
Engineering	- Inspection of Construction Site (per lineal metre)	FC	\$ 17.00	±
Engineering	Bond – Civil Construction			
Engineering	Bond for civil construction works to be included in Councils Asset Register, to be held per time frame specified in Development Application.	FC	At GM Discretion	
Engineering	Street Signs			
Engineering	- Provision and installation of each sign	FC	\$ 542.00	±
Engineering	Street Trees			
Engineering	- Provision and installation of street trees per lot	PC	\$ 287.00	±
Emergency Services & Fire Protection	Receive Annual Fire Safety Statement	PC	\$ 62.00	±
Emergency Services & Fire Protection	Follow-up/Reminder Overdue Fire Safety Certificate	PC	\$ 62.00	±
Animal Control	Companion Animal Registration <i>Fees set by legislation for lifetime of animal. Fees set under clause 18 or 27 of the Companion Animals Regulation are adjustable annually by advice from the Office of Local Government. If such fees are adjusted following the adoption of these fees and charges, then the adjusted fees prevail.</i>			
Animal Control	- Dog - Desexed	S**	\$ 75.00	
Animal Control	- Dog - Desexed (eligible pensioner)	S**	\$ 32.00	
Animal Control	- Dog - Desexed (sold by pound)	S**	\$ -	
Animal Control	- Dog - Not Desexed or Desexed (after relevant age)	S**	\$ 252.00	
Animal Control	- Dog - Not Desexed (not recommended)	S**	\$ 75.00	
Animal Control	- Dog - Not Desexed (recognised breeder)	S**	\$ 75.00	
Animal Control	- Dog - working	S**	\$ -	
Animal Control	- Dog - Service of the State	S**	\$ -	
Animal Control	- Dog - Assistance Animal	S**	\$ -	
Animal Control	- Cat - Desexed or Not Desexed	S**	\$ 65.00	
Animal Control	- Cat - Eligible pensioner	S**	\$ 32.00	
Animal Control	- Cat - Desexed (sold by pound/shelter)	S**	\$ -	
Animal Control	- Cat - Not desexed (not recommended)	S**	\$ 65.00	
Animal Control	- Cat - Not desexed (recognised breeder)	S**	\$ 65.00	
Animal Control	- Registration late fee	S**	\$ 21.00	
Animal Control	Annual Permit Fees			
Animal Control	- Undesexed cat by four months of age	S**	\$ 92.00	
Animal Control	- Dog declared to be dangerous	S**	\$ 221.00	
Animal Control	- Dog declared to be restricted breed or restricted by birth	S**	\$ 221.00	
Animal Control	- Permit late fee	S**	\$ 21.00	
Animal Control	Impounding of Dogs			
Animal Control	- per dog for first impounding	PC	\$ 70.00	±
Animal Control	- for any subsequent impounding	PC	\$ 139.00	±
Animal Control	- Sustenance of Dogs whilst impounded (per day or part thereof)	PC	\$ 20.00	±
Animal Control	- Surrender Animal	PC	\$ 238.00	±
Animal Control	Sale of Impounded Dogs (all microchipped, vaccinated and wormed) The General Manager has authority to reduce fees for the sale of impounded animals if this is in the interests of rehoming the animal.			
Animal Control	- Pups under 6 months	FC	\$ 160.00	±

**Please Note: Statutory fee as advised by responsible authority are subject to change without notice

Function/ Activity	Fee Name	Pricing Principle	Total Fee 2023/24	GST Incl
Animal Control	- Dogs over 6 months	FC	\$ 90.00	±
Animal Control	- Council Microchipping Fee <i>This is subject to change if Vet Pricing Schedule changes.</i>	FC	\$ 35.00	±
Animal Control	Cat Trap / Dog Trap			
Animal Control	- Weekly Hire	FC	\$ 33.00	±
Animal Control	- Deposit (Refundable)	FC	\$ 100.00	
Animal Control	- Trap Replacement – in the event that the trap is lost or needs to be replaced	FC	\$ 350.00	±
Animal Control	Straying Livestock			
Animal Control	- Per incident of impounding PLUS transport fee below (small stock)	FC	\$ 216.00	±
Animal Control	- Per incident of impounding without transport (large stock plus carrier fees)	FC	\$ 83.00	±
Animal Control	Livestock Impounding			
Animal Control	- Horses & Cattle - Sustenance whilst impounded per head per day	FC	Full Cost + 30%	±
Animal Control	- Sheep - Sustenance whilst impounded per head per day	FC	Full Cost + 30%	±
Animal Control	- All Other Animals - Sustenance whilst impounded per head per day	FC	Full Cost + 30%	±
Animal Control	- Veterinary Costs whilst impounded	FC	Full Cost + 30%	±
Animal Control	- Loss or Damage caused by straying stock including repairs	FC	Full Cost + 30%	±
Animal Control	Impounding Articles			
Animal Control	- Per incident of impounding PLUS transport fee	FC	\$ 356.00	±
Animal Control	- Storage fee – per article per day	FC	\$ 33.00	±
Animal Control	- Notification / incident	FC	\$ 118.00	±
Animal Control	Transport Fee			
Animal Control	- Transport of any article or animal	FC	Full Cost + 30%	±
Animal Control	Ranger / Staff Duties			
Animal Control	- Per Hour (incl. vehicle cost)	FC	\$ 213.00	±
Animal Control	Dangerous / Menacing Dogs			
Animal Control	- Dangerous Dog Collar	FC	\$ 46.00	±
Animal Control	- Dangerous Dog Sign	FC	\$ 43.00	±
Environmental Health	Health Act			
Environmental Health	- Registration under the Public Health Act & Regulation		Nil	
Environmental Health	- Inspection of Barber/Hairdressers, Beauty Salon & Skin Penetration Premises	PC	\$ 151.00	
Environmental Health	- Inspection of Cooling Tower	PC	\$ 162.00	
Environmental Health	- Reinspection Fee	PC	\$ 81.00	
Environmental Health	Food Act			
Environmental Health	- Annual Administration Charge	R	\$ 200.00	
Environmental Health	- Inspection fee - Low Risk Food Premises	PC	\$ 97.00	
Environmental Health	- Inspection fee - Medium & High Risk Food Premises	PC	\$ 200.00	
Environmental Health	- Reinspection fee - high, medium and low risk food premises	PC	\$ 97.00	
Environmental Health	- Improvement Notice	R	\$ 330.00	
Environmental Health	Events (markets, shows etc.)			
Environmental Health	Annual registration of a single individual food stall for 12 months (1 Jan - 31 Dec) operating at multiple events within Blayney Shire under the Local Government Act	PC	\$ 32.00	
Environmental Health	- Inspection of temporary food premises (whole event, multiple premises) maximum of 20 stalls	PC	\$ 65.00	
Environmental Health	- Inspection of temporary food premises (whole event, multiple premises) 21 or more stalls	PC	\$ 499.00	
Environmental Health	Giving Effect to an Order			
Environmental Health	- Administration Fee	PC	\$ 618.00	
Environmental Health	Protection of Environment Operations Act 1997			
Environmental Health	- Registration Inspection Fee - Underground Petroleum Storage System	R	\$ 162.00	
Environmental Health	- Registration Reinspection Fee - Underground Petroleum Storage Systems	R	\$ 81.00	
Local Government Act	Activities Requiring Approval under S.68 Local Government Act			
Local Government Act	Part A – Structures or places of public entertainment			
Local Government Act	- Install a manufactured home on an allotment (includes certificate of completion)	FC	\$ 1,015.00	
Local Government Act	Part B – Water supply, sewerage & stormwater drainage work			
Local Government Act	- General	FC	\$ 400.00	
Local Government Act	- Drainage works for new dwellings and dwelling alterations in a area serviced by sewer mains	FC	\$ 400.00	
Local Government Act	- Drainage works for new dwellings and dwelling alterations not in an area serviced by sewer mains including new geotech system	FC	\$ 648.00	
Local Government Act	- Drainage works for new dwellings and dwelling alterations not in an area serviced by sewer mains (no new geotech system required)	FC	\$ 400.00	
Local Government Act	- Drainage works for commercial and/or industrial development	FC	\$ 400.00	
Local Government Act	PLUS fee for additional drainage works charged per item i.e. closet, urinal, sanitary fitting, kitchen/laundry sink, shower	FC	\$ 32.00	
Local Government Act	Part C – Management of waste			
Local Government Act	- General	FC	\$ 324.00	
Local Government Act	Part D – Community Land			
Local Government Act	- General	FC	\$ 324.00	
Local Government Act	Part E – Public Roads			
Local Government Act	- General	FC	\$ 324.00	

**Please Note: Statutory fee as advised by responsible authority are subject to change without notice

Function/ Activity	Fee Name	Pricing Principle	Total Fee 2023/24	GST Incl
Local Government Act	Part F – Other			
Local Government Act	- General	FC	\$ 324.00	
Local Government Act	- Approval to operate Caravan Park, camping ground or manufactured home estate (does not include State Govt. levy of \$2.70 per site)	PC	\$ 648.00	
Local Government Act	PLUS per site	PC	\$6 per site	
Local Government Act	- Approval to operate primitive camping ground (does not include State Govt. Levy of \$2.70 per site)	PC	\$ 648.00	
Local Government Act	PLUS per site	PC	\$6 per site	
Local Government Act	- Manufactured Homes Estates	PC	\$ 648.00	
Local Government Act	PLUS per site	PC	\$6 per site	
Local Government Act	- Application for renewal of an approval or for annual inspection of Caravan Park, camping ground or manufactured home estate	PC	\$ 648.00	
Local Government Act	PLUS per site	PC	\$6 per site	
Local Government Act	- s68 Modification after approval - minor	PC	\$ 119.00	
Local Government Act	- s68 Modification after approval - major	PC	50% of original fee	
Local Government Act	Permanent Structure within Footpaths - Local Government Act			
Local Government Act	- Per square metre per annum	PC	\$ 108.00	
Local Government Act	Local Government Act Section 68 Part F			
Local Government Act	- Inspection - Caravan Parks	PC	\$ 205.00	
Local Government Act	- Reinspection - Caravan park	PC	\$ 97.00	
Local Government Act	On Site Management System & Approval to Operate			
Local Government Act	- Inspection Fee	PC	\$ 205.00	
Local Government Act	- Reinspection fee	PC	\$ 205.00	
Local Government Act	- Issuing an approval to operate - Transfer of Ownership (upon inspection and approval or within 3 months <90 days> of inspection and approval for change of owner)	PC	\$ 97.00	
Local Government Act	Hard copy consent (Administration, Printing and Postage)	PC	\$ 68.00	
Local Government Act	Local Government Act Section 611 Fees			
	Annual fee on rails, pipes etc. under or over public place			
Local Government Act	- Jemena Gas Networks (AGL)	R	0.75% of the average annual gross receipts from sale of gas in the LGA over the past 5 years.	
Local Government Act	- Other Utilities	R	As determined by General Manager.	
Development	Section 10.7 Planning Certificates (Sch 4, Part 9 REG)			
Development	- Standard Certificate	S**	\$ 66.00	
Development	- Certificate requiring additional information	S**	\$ 101.00	
Development	- Additional Urgent Fee (within 48hrs)	FC	\$ 194.00	±
Development	Planning Proposal			
Development	- Consistent with strategy	FC	\$ 10,800.00	
Development	- Inconsistent with strategy	FC	\$ 21,600.00	
Development	General			
Development	- Records Search of Building Records (per hour or part thereof)	User Pay	\$ 214.00	±
Development	- Written confirmation Development Consent has commenced	User Pay	\$ 594.00	±
Development	- Building Entitlement (Existing Holding Search)	User Pay	\$ 594.00	±
Development	Planning Advice for a property for sale (or about to be sold)			
	By owner prior to being placed on the market			
Development	- Minor Advice	PC	\$ 124.00	±
Development	- Major Advice	PC	\$ 594.00	±
Development	Clause 4.6 variation to Development Standard			
Development	- Less than 10%	FC	\$ 2,160.00	
Development	- Greater than 10%	FC	\$ 4,320.00	
Development	Application under Section 8.2 EPA Act			
Development	- Review of Council Decision	R	As prescribed in the EP&A Regulation (Sch 4, Part 7)	

Function/ Activity	Fee Name	Pricing Principle	Total Fee 2023/24	GST Incl
Development	Erection of a building or carrying out work (based on cost of development) (Sch 4, Part 7 REG) <i>Fees set under Schedule 4 of the Environmental Planning and Assessment Regulation are adjustable annually by advice from the Planning Secretary and public notice being given on an appropriate NSW Government Website. If such fees are adjusted following the adoption of these fees and charges, then the adjusted fees prevail and Council's Fees and Charges document may change without further public notice.</i>			
Development	(a) Development up to \$5,000 estimated cost	S**	\$ 129.00	
Development	(b) Development \$5,001 to \$50,000	S**	\$198 + \$3.00 per \$1,000 (or part thereof) of the estimated cost	
Development	(c) Between \$50,001 to \$250,000	S**	\$412 + \$3.64 per \$1,000 (or part thereof) over \$50,001	
Development	(d)**Between \$250,001 to \$500,000	S**	\$1,356 + \$2.34 per \$1,000 (or part thereof) over \$250,001	
Development	(e)**Between \$500,001 to \$1,000,000	S**	\$2,041 + \$1.64 per \$1,000 (or part thereof) over \$500,001	
Development	(f) **Between \$1,000,001 to \$10,000,000	S**	\$3,058 + \$1.44 per \$1,000 (or part thereof) over \$1,000,001	
Development	(g) **Over \$10,000,000	S**	\$18,565 + \$1.19 per \$1,000 (or part thereof) over \$10,000,001	
Development	** INCLUDES an additional DA fee imposed by the State Government of 0.064 cents in the dollar (or \$64.00 per \$100,000) on developments valued at over \$50,000 (for implementation of Planning NSW 'PLAN FIRST' scheme).			
Development	Dwelling House and not exceeding \$100,000 (Sch 4, Part 2 REG)	S**	\$ 532.00	
Development	Development not involving building work or subdivision (Cl.250 REG)	S**	\$ 333.00	
Development	Referral to Heritage Advisor (outside monthly visit) <i>Construction Certificate File Maintenance and Compliance Inspection Fees Apply</i>	PC	\$ 335.00	±
Development	Subdivision of Land (EP & A Reg. Sch 4, Part 2)			
Development	(a)(i) Subdivision (opening of public road)	S**	\$ 777.00	
Development	PLUS per additional lot	S**	\$ 65.00	
Development	(ii) Subdivision (not involving opening of public road)	S**	\$ 386.00	
Development	PLUS per additional lot	S**	\$ 53.00	
Development	(b) Strata	S**	\$ 333.00	
Development	PLUS per additional lot	S**	\$ 65.00	
Development	(c) Registration & Release fee	PC	\$ 170.00	
Development	(d) Subdivision and or strata certificate	PC	\$ 281.00	
Development	PLUS per lot numbered on the plan	PC	\$ 65.00	
Development	Designated Development (EP & A Reg. Sch 4, Part 3)	S**	\$ 1,076.00	
Development	Integrated Development Referral fee (Per Agency) (EP & A Reg. Sch 4, Part 3)	S**	\$ 374.00	
Development	Concurrence Fee (Additional) (EP & A Reg. Sch 4, Part 3)	S**	\$ 374.00	
Development	Processing Fee (EP & A Sch 4, Part 3)	S**	\$ 164.00	
Development	Development requiring advertising or notification (EP & A Reg. Sch 4, Part 3)			
Development	(a) Designated Development	S**	\$ 2,596.00	
Development	(b) Prohibited & Other Advertised Development	S**	\$ 1,292.00	
Development	(c) Development Requiring Notice	S**	\$ 1,292.00	
Development	(d) Community Participation Plan Notified Development	PC	\$ 205.00	
Development	(e) Community Participation Plan Advertised Development	PC	\$ 865.00	
Development	Section 4.55 Modification (EP & A Reg. Sch 4, Part 4) Application Fee			
Development	(a) Section 4.55(1) of the Act (EP & A REG Sch 4, Part 4) - Minor	S**	\$ 83.00	
Development	(b) Section 4.55(1A) of the Act (Sch 4, Part 4 EPA REG) - involving minimal environmental impact	S**	Lesser of 50 % of the original fee OR \$754.00	
Development	(c) Section 4.55(2) or Section 4.56 of the Act (Sch 4, Part 4 EPA REG) - Major			
Development	(d) If original fee less than 1 fee unit under the EPA&A Regulations	S**	50% of original fee	
Development	(e) If the fee for the original application was 1 fee unit or more and the original development application did not involve the erection of a building, the carrying out of a work or the demolition of a work or building	S**	50% of original fee	

Function/ Activity	Fee Name	Pricing Principle	Total Fee 2023/24	GST Incl
Development	(f) If the fee for the original development application was 1 fee unit or more under the EP&A Regulations, and the original development application involved the erection of a dwelling house with an estimated cost of \$100,000 or less	S**	\$ 222.00	
Development	PLUS an additional amount if notice of the application is required to be given under Section 4.55(2) or 4.56 of the Act	S**	\$ 778.00	
Development	Section 4.55(2) or 4.56(1) that does not involve minimal environmental impact, if the fee for the original application was 1 fee unit or more and the application relates to an original development application, other than original development application specified in item 4.3 or 4.4 of Sch 4 part 4 of the Regulations	S**	See sliding scale in Schedule 4. Part 4 of the EP&A Regulations	
Development	Refund of Fees: DA, CC, CDC, s68			
Development	(a) After issue of consent or approval (No refund)	PC	No Refund	
Development	(b) After lodgement, but prior to issue of consent or approval	PC	Lesser of 50% or \$270	
Development	(c) Compliance Certificate fees where inspections are not carried out	PC	100%	
Development	(d) Construction Certificate fee after lodgement, but prior to issue of construction certificate	PC	Lesser of 50% or \$270	
Development	(e) Septic Tank/Sewer after Approval (No refund)	PC	Nil	
Development	(f) Septic Tank/Sewer prior to Approval	PC	50%	
Development	(g) Compliance Certificate fees where inspections are not carried out	PC	100%	
Construction	Long Service Levy - Payable to Long Service Corporation	PC		
Construction	Construction Certificates (includes engineering construction certificates) <i>Note: The General Manager can authorise reduced fees for construction certificates and complying development on an individual basis where the value of development exceeds \$1,000,000</i>			
Construction	(a) Less than \$12,000	FC	\$ 162.00	±
Construction	(b) Between \$12,001 and \$100,000 PLUS \$5.00 per \$1,000 over \$12,000	FC	\$ 216.00	±
Construction	(c) Between \$100,001 and \$500,000 PLUS \$20.00 per \$5,000 over \$100,000	FC	\$ 702.00	±
Construction	(d) Between \$500,001 and \$1,000,000 PLUS \$15.00 per \$5,000 over \$500,000	FC	\$ 2,808.00	±
Construction	(e) Greater than \$1,000,000 PLUS \$75.00 per \$50,000 over \$1,000,000	FC	\$ 5,616.00	±
Construction	(f) Subdivision Works Certificate (minimum charge)	FC	\$ 432.00	±
Construction	(g) Alternate Solution	FC	By Assessment	±
Construction	(h) Construction Certificate Modification after approval - minor change minimum charge	FC	\$ 119.00	±
Construction	(i) Construction Certificate Modification after approval- major change	FC	\$500 or 50% of original fee whichever is the greater	±
Construction	Complying Development Certificate			
Construction	(a) Less than \$12,000	FC	\$ 416.00	±
Construction	(b) Between \$12,001 and \$50,000	FC	\$ 707.00	±
Construction	(c) Between \$50,001 and \$100,000	FC	\$ 1,404.00	±
Construction	(d) Between \$100,001 and \$500,000	FC	\$ 2,160.00	±
Construction	(e) Between \$500,001 and \$1,000,000	FC	\$ 3,564.00	±
Construction	(f) Greater than \$1,000,001 and \$2,000,000	FC	\$ 5,400.00	±
Construction	(g) Greater than \$2,000,000	FC	By Assessment	
Construction	PLUS Compliance Certificate Fees			
Construction	(h) Modification after certificate issued - updated documents supplied (no reassessment involved)	PG	Nil	
Construction	(i) Modification after certificate issued - minor change	FC	\$ 162.00	±
Construction	(j) Modification after certificate issued - major change	FC	\$500 or 50% of original fee whichever is the greater	±
Construction	Construction Inspections			
Construction	(a) Per inspection - Council PCA	FC	\$ 216.00	±
Construction	(b) Package of 4 inspections	FC	\$ 713.00	±
Construction	(c) Re-Inspection	FC	\$ 216.00	±
Construction	(d) Per Inspection - Private PCA	FC	\$ 432.00	±
Construction	(e) Inspection of a building to be relocated	FC	By Assessment - hourly rate - In addition to any other applicable fee - Full cost recovery	
Construction	Accredited Certifiers			
Construction	- Engagement of accredited certifiers from private sector or other councils to undertake Council Certification Functions	FC	Full Cost + 30%	
Construction	- Private Certifier Fee (EP & A Reg. 263)	S**	\$ 36.00	

Function/ Activity	Fee Name	Pricing Principle	Total Fee 2023/24	GST Incl
Construction	Building Information Certificate			
Construction	(a) Floor area of building or part < 200m ²	FC	\$ 270.00	
Construction	(b) Floor area of building > 200m ² and < 2,000m ²	FC	\$ 270.00	
Construction	PLUS: If > 200m ² (per m ²)	FC	\$ 0.55	
Construction	(c) Floor area > 2,000m ²	FC	\$ 1,258.00	
Construction	PLUS: If > 2000m ² (per m ²)	FC	\$ 0.80	
Construction	(d) Unauthorised building works	FC	Fee calculated using Construction Certificate fee, using estimated value of construction works	
Construction	Swimming Pools			
Construction	- Swimming Pool Compliance Certificate Application	S**	\$ 150.00	
Construction	- Registering Pool on Behalf of Owner	S**	\$ 10.00	
Construction	- Initial Inspection Fee	S**	\$ 150.00	
Construction	- Reinspection fee resulting from initial inspection	S**	\$ 100.00	
Waste Management	Residential and Small Business waste			
Waste Management	- 20L Drum	PC	\$ 2.00	±
Waste Management	- Bag of Waste - per bag	PC	\$ 5.00	±
Waste Management	- 240L wheelie bin	PC	\$ 9.00	±
Waste Management	- Timber Waste (processed timber inc. builders timber and furniture (per m ³))	PC	\$ 22.00	±
Waste Management	- Timber Waste (processed timber inc. builders timber and furniture (per ½m ³))	PC	\$ 11.00	±
Waste Management	- Timber Waste (processed timber inc. builders timber and furniture (per 250L/Kg))	PC	\$ 5.00	±
Waste Management	- Unsorted waste (per m ³)	PC	\$ 66.00	±
Waste Management	- Sorted waste (per m ³)	PC	\$ 33.00	±
Waste Management	- Bricks & Concrete (sorted no other waste)(per m ³)	PC	\$ 33.00	±
Waste Management	- Skip Bin unsorted waste (per m ³)	PC	\$ 44.00	±
Waste Management	- Resource Recovery Items (provided they are not contaminated; already separated; and do not go into landfill.)	PG	Nil	
Waste Management	- Residential Green Waste (organic material including grass clippings and branches etc.)	PG	Nil	
Waste Management	- Clean Fill	PG	Nil	
Waste Management	- Light and Heavy Steel	PG	Nil	
Waste Management	- Motor Vehicles	PG	Nil	
Waste Management	- Glass containers	PG	Nil	
Waste Management	- Aluminium Cans	PG	Nil	
Waste Management	- Plastic Bottles	PG	Nil	
Waste Management	- Cardboard and Paper	PG	Nil	
Waste Management	- E-Waste Items (all computer, ancillary computer items and televisions)	PG	Nil	
Waste Management	Commercial Waste			
Waste Management	- Commercial green/timber waste requiring mulching (per m ³)	FC	\$ 32.00	±
Waste Management	- Commercial waste per tonne (weighbridge receipt provided)	FC	\$ 194.00	±
Waste Management	- Commercial waste (per m ³)	FC	\$ 270.00	±
Waste Management	- Commercial construction & demolition waste (per m ³)	FC	\$ 73.00	±
Waste Management	Tyres (Residential)			
Waste Management	- Car	PC	\$ 16.00	±
Waste Management	- Truck/small tractor	PC	\$ 32.00	±
Waste Management	- Tractor (large greater than 1m diameter)	PC	\$ 194.00	±
Waste Management	- Tyre components (cut up tyres per m ³)	PC	\$ 97.00	±
Waste Management	Lounges & mattresses			
Waste Management	- Single lounge or mattress	PC	\$ 11.00	±
Waste Management	- Double lounge or mattress	PC	\$ 16.00	±
Waste Management	Animals			
Waste Management	- Small carcasses (cats, dogs, sheep, goats)	PC	\$ 16.00	±
Waste Management	- Large carcasses (cattle and horses)	PC	\$ 76.00	±
Waste Management	Asbestos (must be triple wrapped in black plastic and sealed)			
Waste Management	- Minimal (no more than a wheel-barrow)	FC	\$ 54.00	±
Waste Management	- Within the local government area (per m ³)	FC	\$ 432.00	±
Waste Management	Waste generated from outside the Local Government Area	FC	Subject to assessment	±
Waste Management	- Contaminated Material	FC	Subject to assessment	±
Cemeteries	Monumental Works			
Cemeteries	Supply of plaques / interments are performed by Funeral Directors. Council only provides for allocation of plots / niches & keeps records of reservations / interments.			

Function/ Activity	Fee Name	Pricing Principle	Total Fee 2023/24	GST Incl
Cemeteries	Cemetery Fees			
Cemeteries	- Reservation Fee (Fee deducted from final plot fee)	PC	\$ 640.00	
Cemeteries	- Monument Burial Plot Permit and Grave Fee	PC	\$ 3,257.00	±
Cemeteries	- Lawn Cemetery Burial Plot	PC	\$ 3,257.00	±
Cemeteries	- Re-Opening Fee	PC	\$ 786.00	±
Cemeteries	- Inspection Fee	PC	\$ 370.00	±
Cemeteries	- Interment of Child (under 16 years)	PC	\$ 1,629.00	±
Cemeteries	- Exhumation Administration Fees	PC	\$ 7,862.00	±
Cemeteries	- Niche Walls (Blayney, Carcoar, Hobbys Yards, Lyndhurst, Neville and Millthorpe)	PC	\$ 640.00	±
Cemeteries	- Internment of ashes into existing grave fee (max 4 per lot)	PC	\$ 640.00	±
Cemeteries	Search Fees			
	<i>Cemetery Information required for Family Trees, locating graves, etc.</i>			
Cemeteries	- Per hour	PC	\$ 240.00	±
Cemeteries	- Per 15 min (or part thereof)	PC	\$ 59.00	±
Sewerage Services	Liquid Trade Waste			
	<i>Council will issue Category 1 and 2/2S trade waste usage every three months in arrears.</i>			
Sewerage Services	- Application Fee	FC	\$ 284.00	
Sewerage Services	- Application Fee (Large Dischargers - Category 3)	FC	\$ 478.00	
Sewerage Services	- Re-Inspection Fee	FC	\$ 106.00	
Sewerage Services	- Trade Waste Usage Charges for Category 1 with Prescribed Pre-Treatment (per KL)	PG	Nil	
Sewerage Services	Total mass charges as calculated using individual parameter charges (U):			
Sewerage Services	- Aluminium	FC	\$ 1.00	
Sewerage Services	- Ammonia (as Nitrogen)	FC	\$ 3.00	
Sewerage Services	- Arsenic	FC	\$ 106.00	
Sewerage Services	- Barium	FC	\$ 53.00	
Sewerage Services	- Biochemical Oxygen Demand (BOD)	FC	\$ 1.00	
Sewerage Services	- Boron	FC	\$ 1.00	
Sewerage Services	- Bromine	FC	\$ 22.00	
Sewerage Services	- Cadmium	FC	\$ 492.00	
Sewerage Services	- Chloride	PG	Nil	
Sewerage Services	- Chlorinated Hydrocarbons	FC	\$ 53.00	
Sewerage Services	- Chlorinated phenolic	FC	\$ 2,124.00	
Sewerage Services	- Chlorine	FC	\$ 2.00	
Sewerage Services	- Chromium	FC	\$ 36.00	
Sewerage Services	- Cobalt	FC	\$ 22.00	
Sewerage Services	- Copper	FC	\$ 22.00	
Sewerage Services	- Cyanide	FC	\$ 107.00	
Sewerage Services	- Fluoride	FC	\$ 5.00	
Sewerage Services	- Formaldehyde	FC	\$ 2.00	
Sewerage Services	- Oil and Grease (Total O & G)	FC	\$ 2.00	
Sewerage Services	- Herbicides/defoliants	FC	\$ 1,063.00	
Sewerage Services	- Iron	FC	\$ 2.00	
Sewerage Services	- Lead	FC	\$ 53.00	
Sewerage Services	- Lithium	FC	\$ 11.00	
Sewerage Services	- Manganese	FC	\$ 11.00	
Sewerage Services	- Mercaptans	FC	\$ 107.00	
Sewerage Services	- Mercury	FC	\$ 3,540.00	
Sewerage Services	- Methylene Blue Active Substances	FC	\$ 1.00	
Sewerage Services	- Molybdenum	FC	\$ 1.00	
Sewerage Services	- Nickel	FC	\$ 36.00	
Sewerage Services	- Nitrogen (as TKN – Total Kjeldahl Nitrogen)	FC	\$ 1.00	
Sewerage Services	- Organ arsenic Compounds	FC	\$ 1,065.00	
Sewerage Services	- Pesticides General (excludes organochlorines and organophosphates)	FC	\$ 1,062.00	
Sewerage Services	- Petroleum Hydrocarbons (non-flammable)	FC	\$ 3.00	
Sewerage Services	- Phenolic Compounds (non-chlorinated)	FC	\$ 11.00	
Sewerage Services	- Phosphorous (Total Phosphorous)	FC	\$ 2.00	
Sewerage Services	- Polynuclear aromatic hydrocarbons	FC	\$ 22.00	
Sewerage Services	- Selenium	FC	\$ 75.00	
Sewerage Services	- Silver	FC	\$ 2.00	
Sewerage Services	- Sulphate (SO4)	FC	\$ 1.00	
Sewerage Services	- Sulphide	FC	\$ 2.00	
Sewerage Services	- Sulphite	FC	\$ 2.00	
Sewerage Services	- Suspended Solids (SS)	FC	\$ 1.00	
Sewerage Services	- Thiosulphate	FC	\$ 1.00	
Sewerage Services	- Tin	FC	\$ 11.00	
Sewerage Services	- Total Dissolved Solids (TDS)	FC	\$ 0.05	
Sewerage Services	- Uranium	FC	\$ 11.00	
Sewerage Services	- Zinc	FC	\$ 22.00	

Function/ Activity	Fee Name	Pricing Principle	Total Fee 2023/24	GST Incl
Sewerage Services	Liquid Trade Waste Excess Mass Charge (\$) = $\frac{(S - D) \times Q \times U}{1000}$ Where: S = Concentration (mg/L) of substance in sample. D = Concentration (mg/L) of substance deemed to be present in domestic sewerage. Q = Volume (kl) of liquid trade waste discharged to the sewerage system. U = Unit prices (\$/kg) for disposal of substance to the sewerage system.			
Sewerage Services	Non Compliance			
Sewerage Services	Non compliance PH charge (K = pH coefficient)	FC	K = 0.5	
Sewerage Services	Food Waste Disposal Charge			
Sewerage Services	Where Blayney Shire Council has approved installation of a food waste disposal unit for an existing hospital, nursing home or other eligible facility. The following additional food waste disposal charge will be payable annually. Food Waste Disposal Charge (\$) = B x UF Where: B = Number of beds in hospital or nursing home. UF = Annual unit price (\$/bed) for a food waste disposal unit at a hospital or nursing home. Where: UF = \$21.00/bed		\$ -	
Sewerage Services	Treated Recycled Water			
Sewerage Services	- per kilolitre	FC	\$ 4.00	
Sewerage Services	Supply of Drainage Diagram			
Sewerage Services	- Domestic/Commercial Premises (Solicitor Enquiry Per Property)	PC	\$ 90.00	±
Sewerage Services	- Sewer Diagram (new)	PC	\$ 168.00	±
Sewerage Services	- Septic Tank (if required)	PC	\$ 168.00	±
Sewerage Services	- Amendment to Drainage Diagram	PC	\$ 168.00	±
Village Bore	Village Bore Access			
Village Bore	- Village bore user access charge - Paid upfront for 12 months (not pro-rata if key returned within 12 months)	PC	\$ 139.00	
Village Bore	- Village bore Key deposit – refundable on return of the key	FC	\$ 150.00	
Public Halls	Community Centre Hire for Local entertainment, concerts, public meetings, trade exhibitions, school functions (other than dinners), religious services, etc. where NO door charge is made (does not incl. use of kitchen or bar). <i>Hire of facility is subject to terms and conditions. Community Centre furniture is not available for external hire. Community Centre furniture is not available for external hire.</i>			
Public Halls	- Evening Hire (between 5.00pm & 1.00am)	PC	\$ 361.00	±
Public Halls	- Day Hire (between 9.00am & 5.00pm)	PC	\$ 198.00	±
Public Halls	- School & Sporting Presentations	PG	Nil	
Public Halls	Community Centre Hire for balls, weddings, luncheons, dinners etc. where food and beverages are served (includes use of the kitchen, bar & stage & a maximum of 48 hours hire). <i>Hire of facility is subject to terms and conditions. Community Centre furniture is not available for external hire.</i>			
Public Halls	- Hire	PC	\$ 732.00	±
Public Halls	- School Age Dances / Disco's	PC	\$ 198.00	±
Public Halls	Community Centre Meeting Room Hire (per day)			
Public Halls	- Meeting room (Chambers or Cadia Room)	PC	\$ 134.00	±
Public Halls	- Shire charitable organisations and Service Clubs (Chambers or Cadia Room)	PC	\$ 55.00	±
Public Halls	- Hire of both Cadia Room and Chambers	PC	\$ 188.00	±
Public Halls	- Blayney Shire charitable organisations and Service Clubs	PC	\$ 110.00	±
Public Halls	Community Centre Meeting Room Hire (per annum)			
Public Halls	- Meeting room (Chambers or Cadia Room) - School terms only	PC	\$ 2,200.00	±
Public Halls	- Shire charitable organisations and Service Clubs	PC	\$ 605.00	±
Public Halls	Community Centre Hire of Other Areas (per day)			
Public Halls	- Kitchen Hire	PC	\$ 117.00	±
Public Halls	- Bar Hire	PC	\$ 58.00	±
Public Halls	Rehearsals & Prior Entry			
Public Halls	- Up to 4 hours	PC	\$ 47.00	±
Public Halls	- 4 to 8 hours	PC	\$ 58.00	±
Public Halls	Cleaning			
Public Halls	- Cleaning Cost chargeable if facility is not left in a clean state by the Hirer.	FC	\$ 512.00	±
Public Halls	Security Deposit - Refundable			
Public Halls	- Security Deposit (Excl. Shire Charitable Organisations/ Pensioner Groups/Schools)	FC	\$ 500.00	
Public Halls	- Security Deposit (Shire Charitable Organisations/ Pensioner Groups/Schools)	FC	\$ 100.00	

**Please Note: Statutory fee as advised by responsible authority are subject to change without notice

Function/ Activity	Fee Name	Pricing Principle	Total Fee 2023/24	GST Incl
Public Libraries	Blayney Library			
	<i>Fees as recommended by Central West Libraries</i>			
Public Libraries	- Photocopies B&W (per copy)	PC	\$ 0.20	±
Public Libraries	- Lost Borrower Card	PC	\$ 2.20	±
Public Libraries	- Lost or damaged material – replacement cost and processing fee	PC	\$ 22.70	±
Public Libraries	- Inter Library Loans: Search fee	PC	\$ 5.50	±
Public Libraries	- Local studies research - first hour free then per hour	PC	\$ 40.00	±
CentrePoint	Casual Admission Fees			
CentrePoint	Casual Swim			
CentrePoint	- Adult	PC	\$ 7.00	±
CentrePoint	- Concession	PC	\$ 5.00	±
CentrePoint	- Child (under 18)	PC	\$ 5.00	±
CentrePoint	- Child (under 3 with a paying adult)	PG	No charge	
CentrePoint	- Family (Up to 2 adults and all children at one address)	PC	\$ 17.00	±
CentrePoint	Gym & Classes Casual Entry			
CentrePoint	- Adult	PC	\$ 15.00	±
CentrePoint	- Concession (Student & Senior)	PC	\$ 11.00	±
CentrePoint	- Healthy Life for Life & Gentle Tai Chi	PC	\$ 8.00	±
CentrePoint	Dry Courts Casual Entry			
CentrePoint	- All Ages per person	PC	\$ 4.00	±
CentrePoint	Gym Induction/Fitness Assessment			
CentrePoint	Complimentary when signing up - includes one 30 minute induction	PG	\$ -	
CentrePoint	Gym Program & or PT (One Hour)			
CentrePoint	- All Ages	PC	\$ 65.00	±
CentrePoint	Group Training Rate - 60 Mins (max 4 clients)			
CentrePoint	- 2 Client (per person)	PC	\$ 32.00	±
CentrePoint	- 3 Client (per person)	PC	\$ 27.00	±
CentrePoint	- 4 Client (per person)	PC	\$ 22.00	±
CentrePoint	Crèche (per session)			
CentrePoint	- Per Child	PC	\$ 4.00	±
CentrePoint	Short Term Options (Valid to 30 June 2022)			
CentrePoint	Pool Access - Includes Aqua Aerobics			
CentrePoint	- Adult - 10 Visit Pass	PC	\$ 68.00	±
CentrePoint	- Concession (Child, Student & Senior)	PC	\$ 46.00	±
CentrePoint	Full Centre Access (Gym, Classes, Pool and Dry Courts)			
CentrePoint	- Adult - 10 Visit Pass	PC	\$ 157.00	±
CentrePoint	- Concession (Child, Student & Senior)	PC	\$ 113.00	±
CentrePoint	Gym & Class Access			
CentrePoint	- Adult - 10 Visit Pass	PC	\$ 113.00	±
CentrePoint	- Concession (Child, Student & Senior)	PC	\$ 92.00	±
CentrePoint	Concession - Class only membership			
CentrePoint	- Concession - 3 months	PC	\$ 140.00	±
CentrePoint	Memberships			
CentrePoint	Aquatic Membership - Includes Aqua Aerobics			
CentrePoint	- Concession (Child, Student & Senior) Upfront p.a	PC	\$ 562.00	±
CentrePoint	- Concession (Child, Student & Senior) FN Direct Debit	PC	\$ 22.00	±
CentrePoint	- Adult - Upfront	PC	\$ 670.00	±
CentrePoint	- Adult - FN Direct Debit	PC	\$ 26.00	±
CentrePoint	- Family (2 adults and 3 children) Upfront p.a	PC	\$ 1,406.00	±
CentrePoint	- Family (2 adults and 3 children) FN Direct Debit	PC	\$ 54.00	±
CentrePoint	Fitness Membership (Gym and classes)			
CentrePoint	- Concession (Child, Student & Senior) Upfront p.a	PC	\$ 626.00	±
CentrePoint	- Concession (Child, Student & Senior) Direct Debit	PC	\$ 23.00	±
CentrePoint	- Adult - Upfront p.a	PC	\$ 778.00	±
CentrePoint	- Adult - FN Direct Debit	PC	\$ 29.50	±
CentrePoint	- Family (2 adults and 3 children) Upfront p.a	PC	\$ 1,566.00	±
CentrePoint	- Family (2 adults and 3 children) FN Direct Debit	PC	\$ 60.00	±
CentrePoint	CentrePoint Membership (Gym, Pool, Classes, Dry Courts)			
CentrePoint	- Concession (Child, Student & Senior) Upfront p.a	PC	\$ 810.00	±
CentrePoint	- Concession (Child, Student & Senior) FN Direct Debit	PC	\$ 30.00	±
CentrePoint	- Adult - Upfront p.a	PC	\$ 1,134.00	±
CentrePoint	- Adult - FN Direct Debit	PC	\$ 43.00	±
CentrePoint	- Family (2 adults and 3 children) Upfront p.a	PC	\$ 1,944.00	±
CentrePoint	- Family (2 adults and 3 children) FN Direct Debit	PC	\$ 76.00	±
CentrePoint	Joining Fee			
CentrePoint	- Fitness & CentrePoint Memberships	PC	\$ 22.00	±
CentrePoint	Fob fee & replacement Fob	FC	\$ 10.50	±
CentrePoint	Fitness Passport			
CentrePoint	- Swim/Gym/Class per visit per holder	PC	TBC	±
CentrePoint	Swimming Lessons			
CentrePoint	Swimming Lessons (includes entry fee for child)			
CentrePoint	- Swimming Lessons - Per Child for 12 week block - Upfront	PC	\$ 207.00	±
CentrePoint	- Swimming Lessons - Per Child for 12 week block - FN Direct Debit	PC	\$ 35.00	±

Function/ Activity	Fee Name	Pricing Principle	Total Fee 2023/24	GST Incl
CentrePoint	Swim Squad - School Term (12 weeks)			
CentrePoint	- 1 Session per week - Upfront	PC	\$ 104.00	±
CentrePoint	- 1 Session per week - FN Direct Debit	PC	\$ 17.00	±
CentrePoint	- 2 Sessions per week - Upfront	PC	\$ 207.00	±
CentrePoint	- 2 Sessions per week - FN Direct Debit	PC	\$ 35.00	±
CentrePoint	Private Lessons 1:1 (12 weeks)			
CentrePoint	- Learn to swim per half hour - Upfront	PC	\$ 583.00	±
CentrePoint	- Learn to swim per half hour - FN Direct Debit	PC	\$ 97.00	±
CentrePoint	Miscellaneous			
CentrePoint	Instructors			
CentrePoint	- LTS instructor per hour	PC	\$ 54.00	±
CentrePoint	Venue Hire			
CentrePoint	Scout Hall and Aerobic Room Venue Hire			
CentrePoint	- Per Hour	PC	\$ 32.00	±
CentrePoint	- Half Day (3-5hours)	PC	\$ 108.00	±
CentrePoint	- Full Day	PC	\$ 216.00	±
CentrePoint	Dry Courts Hire			
CentrePoint	- Per 1/2 Court per hour	PC	\$ 27.00	±
CentrePoint	- Per Court per hour	PC	\$ 54.00	±
CentrePoint	- Per Court per 1/2 day	PC	\$ 130.00	±
CentrePoint	- Per Court per full day	PC	\$ 216.00	±
CentrePoint	Lane Hire			
CentrePoint	- 1 Lane per hour	PC	\$20 + Pool Entry	±
CentrePoint	CentrePoint Birthday Parties <i>Minimum 15 Children per Booking</i>			
CentrePoint	- Catered per child	PC	\$ 24.00	±
CentrePoint	- Non catered per child	PC	\$ 17.00	±
CentrePoint	NSW Companion Card Entry			
CentrePoint	- Entry for person who shows NSW Companion Card	PG	No charge	
CentrePoint	NDIS Fees			
CentrePoint	- Services and prices as per NDIS support catalogue	PG	No charge	
CentrePoint	Definitions			
CentrePoint	Family: Members must reside at the same address, must be immediate family, children must be under 18 years of age			
CentrePoint	Concession: Must hold and present a valid concession card			
CentrePoint	Student: A full time high school, tertiary/uni or TAFE student. Valid student card must be presented.			
Sporting Grounds	All Schools			
Sporting Grounds	- St Joseph's Primary School	PC	\$ 269.00	±
Sporting Grounds	- Heritage Schools Group	PC	\$ 269.00	±
Sporting Grounds	- Blayney High School	PC	\$ 1,011.00	±
Sporting Grounds	- Millthorpe Public School (Redmond Oval)	PC	\$ 541.00	±
Sporting Grounds	King George Oval Seasonal Hire			
Sporting Grounds	- Cricket	PC	\$ 755.00	±
Sporting Grounds	- Junior Rugby League	PC	\$ 1,017.00	±
Sporting Grounds	- Rugby League	PC	\$ 2,820.00	±
Sporting Grounds	- Rugby Union	PC	\$ 2,743.00	±
Sporting Grounds	- Little Athletics	PC	\$ 755.00	±
Sporting Grounds	Redmond Oval Seasonal Hire			
Sporting Grounds	- Senior Cricket	PC	\$ 731.00	±
Sporting Grounds	- Junior Cricket	PC	\$ 731.00	±
Sporting Grounds	- Junior Soccer	PC	\$ 1,017.00	±
Sporting Grounds	- Senior Soccer	PC	\$ 1,093.00	±
Sporting Grounds	- Millthorpe Junior Rugby Union (inc. Blayney based-Gala Day)	PC	\$ 672.00	±
Sporting Grounds	Dakers/Napier Oval Seasonal Hire <i>Per facility (Dakers Oval or Napier Oval)</i>			
Sporting Grounds	- Cricket	PC	\$ 514.00	±
Sporting Grounds	- Junior Soccer	PC	\$ 1,017.00	±
Sporting Grounds	- Senior Soccer	PC	\$ 1,093.00	±
Sporting Grounds	Stillingfleet Courts Seasonal Hire			
Sporting Grounds	- Blayney Netball Association	PC	\$ 1,078.00	±
Sporting Grounds	Blayney Tennis Courts Seasonal Hire			
Sporting Grounds	- Blayney Tennis Courts (Blayney Tennis Club)	PC	\$ 1,078.00	±
Sporting Grounds	Other Blayney Shire Recreation Grounds <i>(Excludes Blayney and Millthorpe Grounds)</i>			
Sporting Grounds	- Annual Fee per Ground	PC	\$ 514.00	±
Sporting Grounds	Specific Event - Redmond Oval			
Sporting Grounds	- Millthorpe Markets Incl. cleaning of amenities, line marking etc.	PC	\$ 2,563.00	±
Sporting Grounds	Casual Hire (per day or part thereof) Redmond Oval			
Sporting Grounds	- Casual Hire (incl. Toilets/Change rooms/Canteen)	PC	\$ 676.00	±
Sporting Grounds	PLUS Cleaning Deposit	FC	\$ 200.00	
Sporting Grounds	PLUS Key Deposit	FC	\$ 100.00	
Sporting Grounds	PLUS Power & Lighting (as requested)	PC	\$ 231.00	±

Function/ Activity	Fee Name	Pricing Principle	Total Fee 2023/24	GST Incl
Sporting Grounds	King George Oval Casual Hire (per day or part thereof)			
Sporting Grounds	- Casual Hire (inc Toilets/Change rooms/Canteen)	PC	\$ 677.00	±
Sporting Grounds	PLUS Cleaning Deposit	FC	\$ 200.00	
Sporting Grounds	PLUS Key Deposit	FC	\$ 100.00	
Sporting Grounds	PLUS Power & Lighting (as requested)	PC	\$ 231.00	±
Sporting Grounds	Napier Oval Casual Hire (per day or part thereof)			
Sporting Grounds	- Casual Hire (incl. Toilets/Change rooms)	PC	\$ 628.00	±
Sporting Grounds	PLUS Cleaning Deposit	FC	\$ 200.00	
Sporting Grounds	PLUS Key Deposit	FC	\$ 100.00	
Sporting Grounds	PLUS Power & Lighting (as requested)	PC	\$ 231.00	±
Sporting Grounds	Dakers Oval Casual Hire (per day or part thereof)			
Sporting Grounds	- Casual Hire	PC	\$ 500.00	±
Sporting Grounds	PLUS Cleaning Deposit	FC	\$ 200.00	
Sporting Grounds	PLUS Key Deposit	FC	\$ 100.00	
Sporting Grounds	Blayney Shire Recreation Grounds Casual Hire (per day or part thereof) <i>Excludes Blayney and Millthorpe Grounds</i>			
Sporting Grounds	- Casual Hire (inc Toilets)	PC	\$ 500.00	±
Sporting Grounds	PLUS Cleaning Deposit	FC	\$ 100.00	
Sporting Grounds	PLUS Key Deposit	FC	\$ 100.00	
Sporting Grounds	All Recreational Facilities / Open Space e.g. Heritage Park			
Sporting Grounds	- Booking Cancellation Fee (all facilities)	PC	\$ 112.00	±
Sporting Grounds	- Personal Training Facility Access Charge for all Parks, Gardens & Outdoor Facilities (excluding King George Oval & Redmond Oval)	PC	\$ 156.00	±
Sporting Grounds	PLUS Key Deposit	FC	\$ 100.00	
Sporting Grounds	- Not for profit Community Service events (at GM discretion)	PC	Contract Price	±
Sporting Grounds	- Fobs (King George Oval, Dakers Oval, CWELC & Redmond Oval) also available for the tank to refill at the water recycle plant.	FC	\$ 50.00	±
Blayney Showground	Blayney Showground Seasonal Hire (includes Pavilion) <i>*Security Deposit is refundable as per Conditions of Hire.</i> <i>**Includes provision of one annual event so long as collectively this does not exceed the permitted number of days allowed under the user agreement. Other costs associated with provision of an annual event remain subject to additional costs if applicable in accordance with the scheduled fees below.</i>			
Blayney Showground	- Annual Hire Fee: Junior groups (includes Gator & Rake Fee) (to 30 June)**	PC	\$ 1,151.00	±
Blayney Showground	- Annual Hire Fee: Senior Groups (includes Gator & Rake Fee) (to 30 June)**	PC	\$ 1,893.00	±
Blayney Showground	- Blayney Harness Racing Trainers	PC	\$ 302.00	±
Blayney Showground	- Individual/Group Horse Riders (per hour minimum 2 hours) for up to 5 Horse Riders	PC	\$ 112.00	±
Blayney Showground	PLUS Security Deposit at GM discretion (keys, cleaning, utilities or Damages)*	FC	Contract Price	
Blayney Showground	PLUS Additional Gator and Rake Fee	PC	\$ 445.00	±
Blayney Showground	- Additional Hire Days	PC	\$ 278.00	±
Blayney Showground	- Additional Hire Days	PC	\$ 139.00	±
Blayney Showground	- Ground Levy (\$5 per rider/per event) paid in arrears every 6 months	PC	\$ 5.00	±
Blayney Showground	Casual Hire (per day of part thereof)			
Blayney Showground	Central West Equestrian and Livestock Centre			
Blayney Showground	- Livestock/Equestrian Sales and Shows	PC	\$ 2,533.00	±
Blayney Showground	- Individual Accredited Coaching Clinics	PC	\$ 289.00	±
Blayney Showground	- Individual/Group Horse Riders (Outdoor Arena's only)	PC	Contract Price	±
Blayney Showground	- Surface Preparation (Watering and Raking Only)	PC	\$ 579.00	±
Blayney Showground	- Surface (Fill, Refill, Spreading and Removal)	PC	Contract Price	±
Blayney Showground	- Hire of Gator (per hour)	PC	\$ 155.00	±
Blayney Showground	- Hire of Rake (per hour)	PC	\$ 35.00	±
Blayney Showground	- Lights (per hour)	PC	\$ 45.00	±
Blayney Showground	- Pavilion Hire	PC	\$ 467.00	±
Blayney Showground	PLUS Security Deposit at GM discretion (keys, cleaning, utilities or Damages)*	FC	Contract Price	
Blayney Showground	Special Events			
Blayney Showground	- Blayney A & P Association Show	PC	\$ 2,101.00	±
Blayney Showground	- Blayney Harness Racing	PC	\$ 955.00	±
Blayney Showground	- Special Events hosted by Seasonal Hire User Groups (Regional)	PC	\$ 2,101.00	±
Blayney Showground	PLUS Security Deposit at GM discretion (keys, cleaning, utilities or Damages)*	FC	Contract Price	±
Blayney Showground	- Other Events (National, State and Regional)	PC	Contract Price	±
All Ovals and Facilities	All Ovals and Facilities	PC		
All Ovals and Facilities	- Other Event (at GM Discretion)	PC	Contract Price	±
Mining, Manufacturing & Construction	Outstanding Notice s.735A Certificate			
Mining, Manufacturing & Construction	- Outstanding Notices Certificate	S**	\$ 120.00	

**Please Note: Statutory fee as advised by responsible authority are subject to change without notice

Function/ Activity	Fee Name	Pricing Principle	Total Fee 2023/24	GST Incl
Transport & Communication	Contributions to Works – Council Programmed Works			
Transport & Communication	- Kerb & Guttering (per lineal metre)	R	50% of cost	
Transport & Communication	- Foot paving (per square metre)	R	50% of cost	
Transport & Communication	Recovery of Costs from adjacent owners in accordance with s.217 of the Roads Act, 1993.			
Transport & Communication	Road Opening Permit			
Transport & Communication	- Minor works (Standard Design & TGS)	PC	\$ 84.00	
Transport & Communication	- When Council is PCA and applied for in conjunction other approval (plus 1 inspection)	PC	\$ 84.00	
Transport & Communication	- When applied for when Council is not PCA or not in conjunction with other approval (plus 1 inspection)	PC	\$ 168.00	
Transport & Communication	- Non-standard works (Design and TGS by others) plus 1 inspection	PC	\$ 162.00	
Transport & Communication	- Per Inspection / Re Inspection	PC	\$ 135.00	±
Transport & Communication	- Assessment of filming event request (minor)	FC	\$ 440.00	±
Transport & Communication	- Assessment of filming event request (major (more than 1 day))	FC	\$ 2,200.00	±
Transport & Communication	Restoration Charge - Minimum Charge 5m²			
Transport & Communication	- Concrete Road Pavements (per m ²)	FC	\$ 482.00	
Transport & Communication	- Concrete Footpaths (per m ²)	FC	\$ 193.00	
Transport & Communication	- Residential Driveways (per m ²)	FC	\$ 261.00	
Transport & Communication	- Bitumen surface on all bases (per m ²)	FC	\$ 213.00	
Transport & Communication	- Gravel Roads / Footpaths (per m ²)	FC	\$ 137.00	
Transport & Communication	- Kerb & Gutter (per m)	FC	\$ 213.00	
Transport & Communication	- Turfed Footpaths (per m ²)	FC	\$ 130.00	
Transport & Communication	- Block paved Footpaths (per m ²)	FC	\$ 315.00	
Economic Affairs	Visitor Information Centre Café (Per Lease Agreement)	FC	Market Rental	±
Economic Affairs	Private Works			
Economic Affairs	- Direct Costs including labour on-costs + 30% surcharge	FC	Full Cost + 30%	±
Economic Affairs	Gravel Sales			
Economic Affairs	- Uncrushed material (All Quarries)			
Economic Affairs	- Ex Pit (per tonne)	FC	\$ 14.32	±
Economic Affairs	- 0-9km (per tonne)	FC	\$ 22.90	±
Economic Affairs	- 10-19km (per tonne)	FC	\$ 28.40	±
Economic Affairs	- 20-29km (per tonne)	FC	\$ 33.90	±
Economic Affairs	Crushed material inc. Rubble (Whites and Cadia)			
Economic Affairs	- Ex Pit (per tonne)	FC	\$ 26.33	±
Economic Affairs	- 0-9km (per tonne)	FC	\$ 33.19	±
Economic Affairs	- 10-19km (per tonne)	FC	\$ 38.68	±
Economic Affairs	- 20-29km (per tonne)	FC	\$ 44.16	±
Economic Affairs	Wet Plant Hire Rates for Private Works (per hour during normal hours)			
Economic Affairs	- Water Cart	FC	\$ 198.00	±
Economic Affairs	- Grader Cat 12 Series	FC	\$ 263.00	±
Economic Affairs	- Loader	FC	\$ 207.00	±
Economic Affairs	- Backhoe	FC	\$ 227.00	±
Economic Affairs	- Roller Dynapac	FC	\$ 210.00	±
Economic Affairs	- Roller Multi Tyred	FC	\$ 254.00	±
Economic Affairs	- 2.7 Tonne Excavator + trailer	FC	\$ 134.00	±
Economic Affairs	- 5 Tonne Excavator hire	FC	\$ 139.00	±
Economic Affairs	- Wing Mower (+tractor)	FC	\$ 185.00	±
Economic Affairs	- Flail (+tractor)	FC	\$ 157.00	±
Economic Affairs	- Slasher (+tractor)	FC	\$ 186.00	±
Economic Affairs	- Tractor only	FC	\$ 136.00	±
Economic Affairs	- Front Deck Mower	FC	\$ 136.00	±
Economic Affairs	- Street Sweeper	FC	\$ 163.00	±
Economic Affairs	- Sewer Jetta (2 x Works Operators)	FC	\$ 349.00	±
Economic Affairs	- Pipe CTV Crawler (2x Works Operators)	FC	\$ 351.00	±

Function/ Activity	Fee Name	Pricing Principle	Total Fee 2023/24	GST Incl
Economic Affairs	Truck Hire Rates			
Economic Affairs	- 12 Tonne Tipper	FC	\$ 212.00	±
Economic Affairs	- Truck + Dog Trailer (30tonne)	FC	\$ 253.00	±
	2013 Contributions Plan (repealed 13 January 2023. Only applies to developments where DA's were lodged prior to this date and contributions were imposed in the subsequent development consent)			
Developer Contributions	Section 7.11 Contributions			
Developer Contributions	- Residential accommodation development resulting in additional dwelling or lot (per new dwelling or allotment)	CP	\$ 7,417.00	
Developer Contributions	Heavy haulage developments			
Developer Contributions	- Regional Sealed Road (per ESA per km)	CP	\$ 0.24	
Developer Contributions	- Local Sealed Road (per ESA per km)	CP	\$ 0.54	
Developer Contributions	- Local Gravel Road (per ESA per km)	CP	\$ 0.27	
Developer Contributions	Section 7.12 Levies			
Developer Contributions	- Development that is not type A or B and where the proposed cost of carrying out the development is more than \$100,000 and up to and including \$200,000	CP	0.5% of that cost	
Developer Contributions	- Development that is not type A or B and where the proposed cost of carrying out the development is more than \$200,000	CP	1% of that cost	
	2022 Contributions Plan (commenced 13 January 2023) Note - 7.11 and Heavy Haulage Contributions are subject to change following publication of the June Quarter CPI figures			
Developer Contributions	Section 7.11 Contributions			
Developer Contributions	- Residential accommodation development resulting in additional dwelling or lot (per new dwelling or allotment)	CP	\$ 9,296.00	
Developer Contributions	Heavy haulage developments			
Developer Contributions	- Regional Sealed Road (per ESA per km)	CP	\$ 0.52	
Developer Contributions	- Local Sealed Road (per ESA per km)	CP	\$ 0.66	
Developer Contributions	- Local Gravel Road (per ESA per km)	CP	\$ 0.52	
Developer Contributions	Section 7.12 Levies			
Developer Contributions	- Development that is not type A or B and where the proposed cost of carrying out the development is more than \$100,000 and up to and including \$200,000	CP	0.5% of that cost	
Developer Contributions	- Development that is not type A or B and where the proposed cost of carrying out the development is more than \$200,000	CP	1% of that cost	
Developer Contributions	LGA Sect. 64 - Water Management Act 2000 - s305 - Contributions for water supply Infrastructure			
Developer Contributions	- Developer Charges for Millthorpe Sewerage Scheme (per new dwelling or lot)	CP	\$ 8,492.00	
Developer Contributions	- Developer Charges for Blayney Sewerage Scheme (per new dwelling or lot)	CP	\$ 5,095.00	
Developer Contributions	Notes to Developer Contributions 1. The development and implementation of a new Contribution Plan for Blayney Shire, under the provision of s.7.11 and s.7.12 of the Environmental Planning and Assessment Act 1979 was undertaken by Council in 2022. - The Blayney Local Infrastructure Contribution Plan 2012 was adopted by Council on 12 September 2013. - The Blayney Shire Local Infrastructure Contribution Plan 2022 was adopted by Council on 19 December 2022.			



BLAYNEY SHIRE COUNCIL

**91 Adelaide Street,
BLAYNEY NSW 2799**

PO Box 62

BLAYNEY NSW 2799

Phone: (02) 6368 2104

Email: council@blayney.nsw.gov.au

Web: www.blayney.nsw.gov.au